



QUALITY • PERFORMANCE • SERVICE

Direct Draw | BEER COOLERS

 EDD23

 EDD58

 EDD68

 EDD78

 EDD94

STANDARD FEATURES

● HEAVY DUTY CONSTRUCTION

Top is made of solid 18" gauge stainless steel, including drip tray(s) for easy cleaning.

Wear-resistant black vinyl exterior, galvanized interior with durable stainless steel floor, and covered corners.

Drain is located in rear of cabinets to keep unit pristine at all times.

● POLISHED STAINLESS STEEL TOWERS

Draft towers are three inches in diameter, stainless steel with polyurethane insulation. Continuous flow of cold air throughout the tower results in a perfect pour.

● STAY OPEN DOORS WITH LOCKS AND LIGHT

90° Stay open door feature and interior fluorescent light underneath the mullion.

● MAGNETIC GASKETS

One piece magnetic gasket is removable without tools for ease of cleaning and replacement.

● ENHANCED REFRIGERATION SYSTEM

Factory engineered oversized and balanced refrigeration system. CFC-free R-134A refrigerators maintain temperature from 33° to 38°F and keeps beer ice cold. Hot gas evaporator in drain pan for efficient condensate evaporation.

● SIDE MOUNT COMPRESSOR & FRONT BREATHING

System allows easy service and unrestricted placement of the unit. EDD23 single keg units are rear breathing with internal drain, internal CO2 chain harness and with knockout place for external CO2 placement. Standard with 5" casters.

● ANALOG THERMOSTAT

● OPEN CAVITY

Evaporator located on left side above compressor providing an open cavity and more working room.

● GAS VALVES

EDD58 & EDD68 Units come with a two-way gas valve. EDD78 & EDD94 units come with a four-way gas valve.



EDD23



EDD58



EDD78

OPTIONS & ACCESSORIES

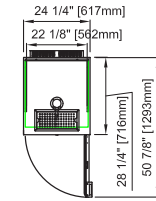
Single / Double draft towers / 3" Casters /
6" Adjustable stainless steel legs / 220v-50Hz-1Phase



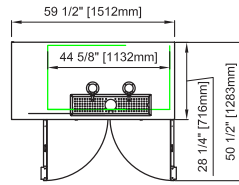
ISO 9001

MODEL	DOORS	TOWERS	TAPS	BARRELS	AMPS	HP	VOLTAGE	NEMA PLUG	Cabinet Dimensions			Shipping	
									W	D	H	Wt.	Cubes
SOLID DOOR													
EDD23	1	1	1	1	2.5	1/6	115/60/1	5-15P	24 1/4"	30 1/8"	40 1/8" with castors	165	23
EDD58	2	2	2	3	6.6	1/3	115/60/1	5-15P	59 1/2"	27 7/8"	36 7/8"	343	51
EDD68	2	2	2	3	6.6	1/3	115/60/1	5-15P	69 1/2"	27 7/8"	36 7/8"	370	59
EDD78	3	2	4	4	6.9	1/3	115/60/1	5-15P	80"	27 7/8"	36 7/8"	396	68
EDD94	3	2	4	5	7.2	1/3	115/60/1	5-15P	95 1/2"	27 7/8"	36 7/8"	429	81

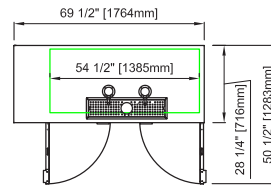
EDD23 Top



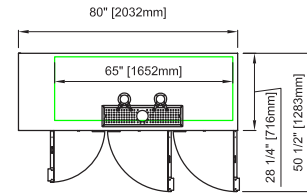
EDD58 Top



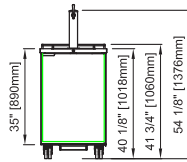
EDD68 Top



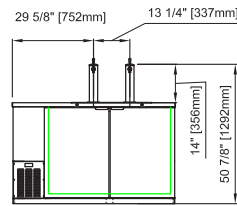
EDD78 Top



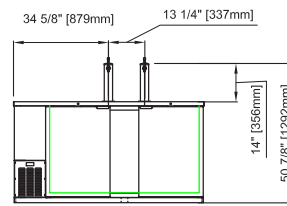
EDD23 Front



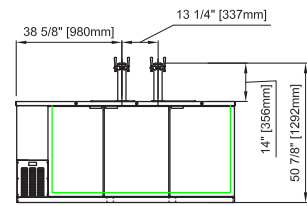
EDD58 Front



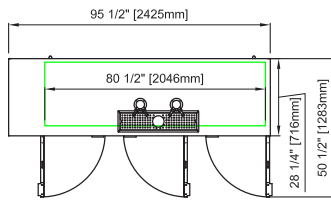
EDD68 Front



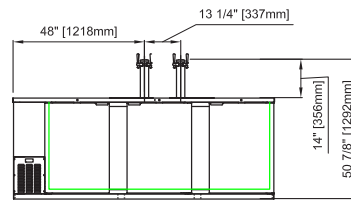
EDD78 Front



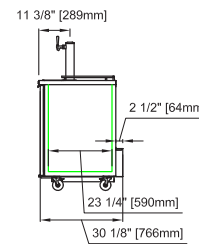
EDD94 Top



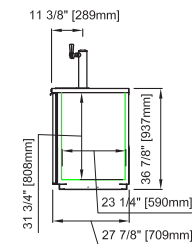
EDD94 Front



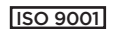
EDD23 Side



EDD58/68/94 Side



* Specifications



■ CONSTRUCTION

- 18 gauge stainless steel top and stylish black vinyl front, sides and back. Interior built of galvanized steel walls with coved corner stainless steel floor. Interior fluorescent light.
- The entire cabinet has a 1-1/2" CFC-free, polyurethane insulation foamed-in-place.
- Field interchangeable doors with 90° stay open feature and locks standard. One piece magnetic gaskets for easy cleaning.
- EDD58 & EDD68 units come standard with a 2-way gas valve. EDD78 & EDD94 units come with a 4-way gas valve.
- Standard with 5" casters.
- Drain is located in the back, inside compressor housing.

■ REFRIGERATION SYSTEM

- Oversized and balanced refrigeration system.
- Self-contained capillary tube system uses environmentally-friendly and CFC-free refrigerant. R-134a holds temperature at 33°F to 38°F refrigerators.
- Analog thermostat.
- Front breathing/side mount compressor for ease of service and placement in narrow spaces. EDD23 single keg units are rear breathing with internal drain, internal CO2 chain harness and with knockout place for external CO2 placement.
- Condensing unit is behind the front grill, slides out for easy cleaning and maintenance.
- Hot gas evaporator in drain pan for efficient condensate evaporation.
- Forced air cooling system for faster cooling and constant temperature in the cabinet.
- Large fan motor and fan blades for better air circulation.
- Self contained system, no plumbing necessary.

■ ELECTRICAL

- The whole unit is completely pre-wired at factory with cord and plug set included and ready for final connection to a 115/60/1 phase.
- 220V/50Hz/1ph available from factory.

■ WARRANTY

Continental USA & Canada:

- **One year:** Labor and parts warranty.
- **Five year:** Compressor warranty.
- **International:** One year parts only.