



BEVERAGE-AIR

Project: _____

AIA#

Item: _____

Location: _____

SIS#

Approved: _____

BB BAR EQUIPMENT - BACK BAR REFRIGERATOR

BB72HC Solid Door Back Bar Refrigerators
Hydrocarbon Series

MODEL:
BB72HC-1-B
BB72HC-1-S

BB72HC Back Bar Refrigerators: Standard Model

3 Year Parts/Labor Warranty
Additional 4 Year Compressor Warranty

CABINET CONSTRUCTION



BB72HC-1-B
(Black model shown)

- Black or stainless steel exterior
- Interior construction utilizes galvanized steel on walls and ceiling, heavy duty stainless steel floor
- Full electronic control
- Heavy duty stainless steel floor
- Galvanized sub-top standard
- Two (2) epoxy coated shelves per section, standard
- Self-closing doors
- Stay-open feature & lock standard
- Magnetic door gaskets provide positive door sealing
- LED lighting
- Packaged products only
- Compressor available on left or right, specify at time of unit order
- Balanced, forced air refrigeration system provides rapid chilling of product
- Maintains product temperature between 36°F and 38°F

OPTIONS & ACCESSORIES

- For Stainless steel interior (refer to -F models)
- 2" Stainless steel top
- Wine model (40°-60° models)
- Wine shelf divider
- Pass-thru models available
- Sliding glass doors
- Food rated models available
- Additional shelves
- Additional shelf clips
- 3" or 6" casters
- 6" Black legs
- Remote option (Refrigerant must be specified at time of order, see note on back on page)

REFRIGERATION SYSTEM

- Refrigeration system uses R290 refrigerant to comply with all environmental concerns
- Automatic, non-electric defrost
- Epoxy coated evaporator coil



3779 Champion Blvd., Winston-Salem, NC 27105
1-888-845-9800 Fax: 1-336-245-6453
Beverage-Air.com Sales@bevair.com



BEVERAGE-AIR

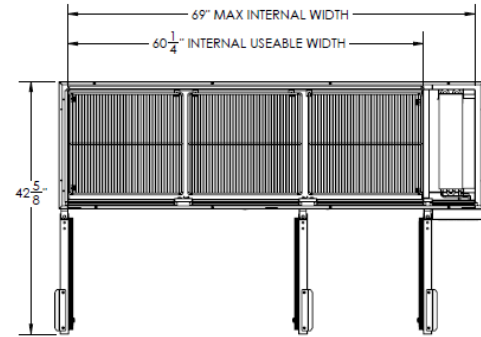
Bar Equipment-Back Bar Refrigerator Solid Door

Model: BB72HC-1-B, BB72HC-1-S

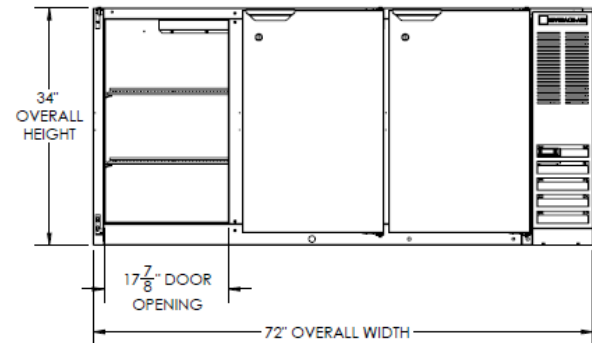
MODEL	BB72HC-1-B	BB72HC-1-S
EXTERNAL DIMENSIONAL DATA		
Width Overall	72"	72"
Depth Overall with Handle	24 1/2"	24 1/2"
Height Overall	34"	34"
Number of Doors	3	3
Depth with Door Open 90°	42 5/8"	42 5/8"
Door Opening (in)	17 7/8" x 29 1/4"	17 7/8" x 29 1/4"
INTERNAL DIMENSIONAL DATA		
NET Capacity (cubic ft.)	19.92	19.92
Internal Width Overall (in)	60 1/4"	60 1/4"
Internal Depth Overall (in)	19"	19"
Internal Height Overall (in)	28"	28"
Number of Shelves	6	6
Number of Kegs	3	3
ELECTRICAL DATA		
Full Load Amperes* 115/60/1	3.1	3.1
REFRIGERATION DATA		
Horsepower*	1/3	1/3
Capacity (BTU/Hr)*	1942	1942
WEIGHT DATA		
Gross Weight (Crated lbs)	325 lbs	359 lbs
Height - Crated	40"	38"
Width - Crated	75"	75"
Depth - Crated	26 1/2"	26 1/2"

*NOTE: Remote units are field wired and comes with 6" legs. Refrigerant must be specified at time of order.

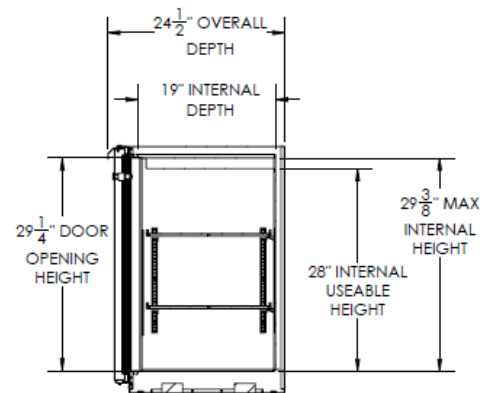
Model Views



Plan View



Elevation View



Side View

ELECTRICAL CONNECTION

Units pre-wired at factory and include 8' long cord and plug set.



115/60/1
NEMA-5-15P



an Ali Group Company



The Spirit of Excellence

3779 Champion Blvd., Winston-Salem, NC 27105
1-888-845-9800 Fax: 1-336-245-6453
Beverage-Air.com sales@bevair.com