



# BEVERAGE-AIR

Project: \_\_\_\_\_

AIA#

Item: \_\_\_\_\_

Location: \_\_\_\_\_

SIS#

Approved: \_\_\_\_\_

## VISTA® BOTTOM MOUNT REACH-IN REFRIGERATOR

**MODEL:**  
**RB19HC-1G**

RB19HC Glass Door Reach-in Refrigerator

Hydrocarbon Series

**RB19HC BOTTOM MOUNT MODEL: VISTA® SERIES**



**3 Year Parts/Labor Warranty**  
**Additional 4 Year Compressor Warranty**

### CABINET CONSTRUCTION

- Stainless steel front and door, gray painted sides
- Gray painted aluminum interior
- Full electronic control
- LED lighting
- Self-closing door with 120° stay-open feature, on spring-loaded hinges
- One-piece grille allows easy removal/installation for preventative maintenance
- Three (3) heavy duty epoxy coated wire shelves
- 6" Casters with (2) brakes

### OPTIONS & ACCESSORIES

- Additional epoxy shelves (5 max per section)
- Shelf clips
- 3" Caster or 6" legs
- 6" Flanged/seismic feet
- Door locks
- Remote option\* (see note on back page)

### REFRIGERATION SYSTEM

- Uses environmentally friendly, energy efficient R290 refrigerant, and meets all regulatory requirements for CARB, SNAP, DOE & more
- Adaptive defrost
- Epoxy coated evaporator coil
- Maintains product temperatures between 36°-38° F



Please verify qualifying units by visiting:  
[www.energystar.gov/cfs](http://www.energystar.gov/cfs)

3779 Champion Blvd., Winston-Salem, NC 27105  
1-888-845-9800 Fax: 1-336-245-6453  
Beverage-Air.com Sales@bevair.com



# BEVERAGE-AIR

MODEL	RB19HC-1G
<b>EXTERNAL DIMENSIONAL DATA</b>	
Width Overall	27 1/4"
Depth Overall with Handle	27 9/16"
Height Overall with 6" Casters	83 15/16"
Number of Doors	1
Depth with Door Open 90°	51 7/16"
<b>INTERNAL DIMENSIONAL DATA</b>	
NET Capacity (cubic ft.)	17.87
Internal Width Overall (in)	24 1/8"
Internal Depth Overall (in)	19 7/8"
Internal Height Overall (in)	61 5/8"
Internal Height Useable (in)	52 15/16"
Number of Shelves	3
<b>ELECTRICAL DATA</b>	
Full Load Amperes 115/60/1	3.0
<b>REFRIGERATION DATA</b>	
Horsepower	1/4
Capacity (BTU/Hr)*	1480
<b>SHIPPING DATA</b>	
Gross Weight - Crated	380 lbs
Height - Crated	85"
Width - Crated	36"
Depth - Crated	34"

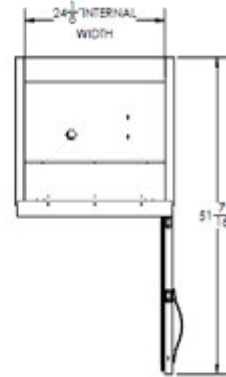
\*NOTE: Remote units are field wired and come with 6" legs. Refrigerant must be specified at time of order.

## Bottom Mount Reach-in Refrigerator

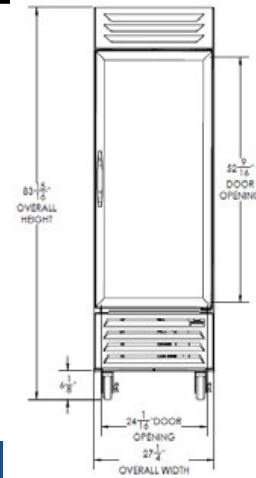
Model: RB19HC-1G

### Model Views

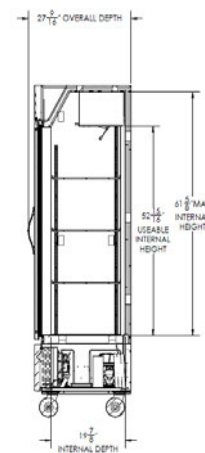
Required clearance: 3" bottom and back



### Plan View



### Elevation View



### Side View

### ELECTRICAL CONNECTION

Unit pre-wired at factory and include 8' long cord and plug set.



115/60/1  
NEMA-5-15P



3779 Champion Blvd., Winston-Salem, NC 27105 1-888-845-9800 Fax: 1-336-245-6453 Beverage-Air.com Sales@bevoir.com

an Ali Group Company



The Spirit of Excellence