



36 E Series Heavy Duty All Purpose Top Range

Item: _____
 Quantity: _____
 Project: _____
 Approval: _____
 Date: _____

36 E Series Heavy Duty All Purpose Top Range

Models:

- 36ER32 36ES32

All Purpose Top Range With 2 Sections, 3 heat zones



Model 36ER32

Standard Features:

- Stainless steel front and sides
- Stainless steel front rail
- Chrome plated, 4 position removable rack guides w/oven rack
- Electro-mechanical heavy-duty oven thermostat
- 36" (914mm) all purpose work top area controlled by 3 thermostats, 290°/650°F (143°/343°C)
- 3" (76mm) high stainless steel vent raiser
- Heat resistant, cool to touch oven door handle
- 6" (152mm) adjustable chrome plated legs (NSF)
- One Year limited parts & labor (USA & Canada)

Optional Features:

- Stainless steel main back (R&S models)
- Extra oven rack
- Set of (4) Polyurethane(non-marking)swivel casters with front brakes.
- 6" (152mm) adjustable stainless steel legs
- High voltage 460V
- Marine equipment - storm rails for pots, hand rails, oven door latch, drip tray stop and deck fasteners

NOTE: Ranges supplied with casters must be installed with an approved restraining device.

Specifications:

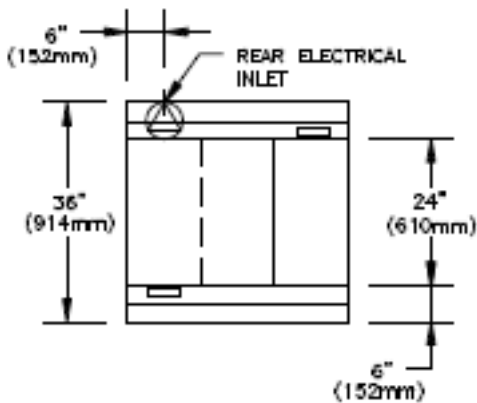
Heavy-duty electric range Model 36ER32 with an all purpose plate top and welded 1/2" (13mm) high raised side lips. Two sections top (one 12" (305mm) x 24" (610mm) plate & one 24" (610mm) x 24" (610mm) plate). Full size oven is controlled by a heavy-duty electromechanical thermostat. Top has 3 thermostat-controlled heat zones each having a pilot lamp. Oven interior is 13.5" (343mm) high x 26.25" (667mm) wide x 29" (533mm) deep with removable four-position chrome plated rack guides and one oven rack, front and rear stainless steel grease troughs. Stainless steel front and sides. Circuit breakers or fuses provide electric circuit protection. Available with casters or for dais mount. Model 36ES32 has storage base in lieu of oven section.



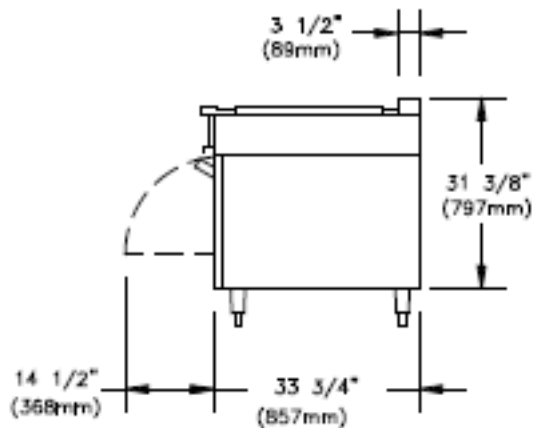
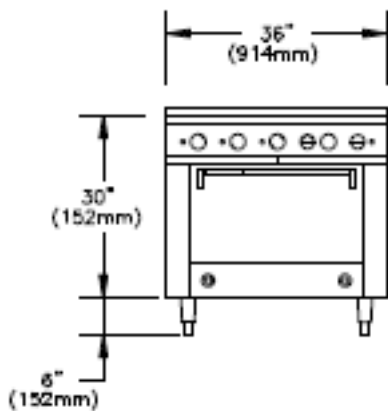
MODEL	TOTAL kW	3-PHASE kW PER PHASE ALL VOLTAGES			NOMINAL AMPERES PER LINE											
					SINGLE PHASE			THREE PHASE								
		X-Y	Y-Z	X-Z	208V	240V	460V	208V			240V			460V		
							X	Y	Z	X	Y	Z	X	Y	Z	
36ER32	21.5	6.5	5	10	103	91	47	69	48	64	61	43	56	31	22	28
36ES	15	5	5	5	72	64	33	42	42	42	37	37	37	19	19	19

Shipping Cubic Feet 51, all models

CLEARANCES			
ENTRY		TO COMBUSTIBLE WALL	
CRATED	UNCRAVED	SIDES	REAR*
41-1/4" (1048mm)	36-1/4" (921mm)	3" (76mm)	1/2" (13mm)



Garland products are not approved or authorized for home or residential use, but are intended for commercial applications only. Garland will not provide service, warranty, maintenance or support of any kind other than in commercial applications.



Form# 36ER32 (01/20/14)