

Model Numbers
ISB-36-E



Raises and lowers with four locking positions.



Durable cast aluminum control knobs with a heat protection, vylox grip.



ISB-36-E

ELECTRIC ELEMENT - Two 3 KW incoloy heating elements.

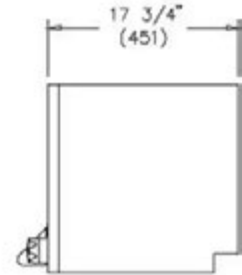
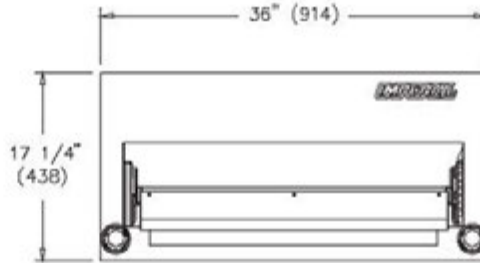
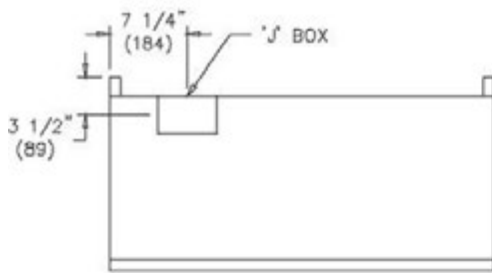
- Control knobs are durable cast aluminum with cool-to-the-touch grip.
- Independent left and right heating zones maximize function and performance.
- 208 and 240 volts, 3 phase operation.

BROILER GRID - 4 positions with positive locking broiler carriage.

- Cradle and carriage design for cooking foods directly on the rack.
- Spring balanced cradle assembly rolls out 10" (254 mm) for easy loading and unloading.
- Full width broiler pan has a full length pull handle.
- Pan removes easily for cleaning.

EXTERIOR FEATURES - Constructed using aluminized steel for maximum heat retention and heat distribution.

- Stainless steel front, sides and top.
- Welded and polished stainless steel seams.
- Mounts over IR and IHR Imperial ranges with mounting accessory.
- Can be wall or counter mounted.
- One year parts and labor warranty.



ELECTRIC SALAMANDER BROILER

MODEL	WIDTH		ELEMENTS		SHIP WEIGHT	
	INCHES	(MM)	KW	NUMBER OF	(KG)	LBS
ISB-36-E	36"	(914)	3 each	2	(95)	210

Measurements in () are metric equivalents.

MODEL	DIMENSIONS	CRATED DIMENSIONS
ISB-36-E	36" w x 17-3/4" d x 17-1/4" h (914 x 451 x 438 mm)	38" w x 20" d x 21" h (965 x 508 x 533 mm)

ELECTRICAL REQUIREMENTS

Model	Total KW	Volts	Ph	Amps
ISB-36-E	6	208	3	17
	6	240	3	14

OPTIONS AND ACCESSORIES

- Wall mounting kits
- 4" (102 mm) leg kit for counter mounting
- Reinforcement channels for range mount

CLEARANCE REQUIREMENTS

For use only on non-combustible surfaces. Legs are required for counter top installation. Provide 0" clearance from non-combustible surfaces and 8" (203 mm) from combustible surfaces.

