

Project: \_\_\_\_\_

Item #: \_\_\_\_\_

**Panasonic**

# NE-21521

## 2100 WATT\* COMMERCIAL MICROWAVE OVEN

**FOOD SERVICE  
EQUIPMENT**
**PRO1**[www.panasonic.com/CMO](http://www.panasonic.com/CMO)

### UPGRADE YOUR PERFORMANCE with PRO1:

Quickly achieve delicious, consistent product your clients will love in a fraction of time.

- **Higher Wattage:** Quicker, more efficient operation—and better retains foods' nutrients!
- **Programmable:** Same flavorful outcome every time
- **Additional Power Levels and Multi-stage Cooking:** Best showcase flavor in food
- Enhanced diagnostics, enhanced heating elements
- Auto voltage switching

	NE-21521 / NE-21523
Power Source:	208/230-240V, 60Hz, Single Phase
Receptacle Required:	NEMA 6-20
Frequency:	2,450MHz
Required Power:	208V (16.3A), 230-240V (14.9A)
Output:	2100 Watts*
Outer Dimensions: (w x d x h)	16-5/8" x 20" x 13-1/8"
Cavity Dimensions: (w x d x h)	13" x 12" x 6-1/8"
Net Weight:	68 lbs.
Shipping Weight:	72 lbs.
Shipping Box Size: (w x d x h)	19-15/16" x 24-1/8" x 16-7/8" 4.7 cu. ft.
Timer:	Maximum times for each stage of cooking: Times vary for each (of 15) power levels (See Manual)
Memory Capability:	30 Programs

The NE-21521 commercial microwave meets or exceeds all safety performance and sanitation standards set for commercial food service microwave ovens by UL, HHS, FCC and NSF.



NEMA 6-20



**Panasonic Commercial Food Service**  
Division of Panasonic Corporation of North America  
2 Riverfront Plaza | Newark, NJ 07102  
(201) 348-7000  
[www.panasonic.com/cmo](http://www.panasonic.com/cmo)

### PERFECT FOR

- Quick serve and casual dining applications
- Chef's line
- Over shelf
- High volume application where space is at a premium
- Fast 1/2 pan cooking/re-therm

### PERFORMANCE

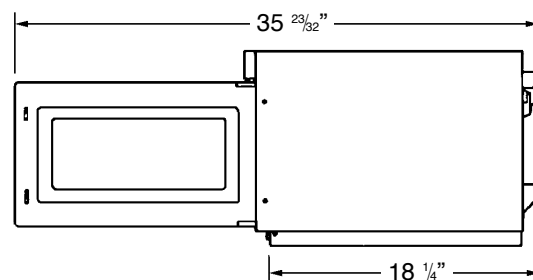
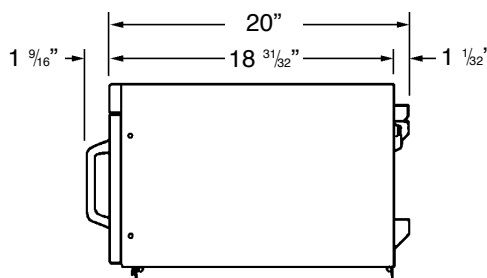
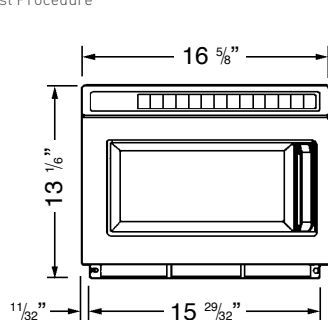
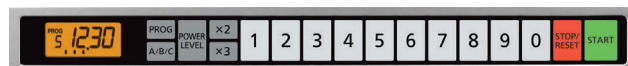
- 2100 Watt power
- 15 Power levels
- 30 memory capability
- 5-stage cooking
- Controllable LED lights
- 2 magnetrons (heating elements)
- One-Touch start feature
- Independent top/bottom energy feed control
- Auto voltage switching

### ADDITIONAL FEATURES

- 0.6 cubic feet capacity
- 16-5/8" wide
- Fits 1 half-size 6" deep steam table pan/cover
- Quick-clean stainless steel cabinet + cavity
- Compact size, heavy-duty performance
- Cycle counter
- Programmable lock
- Easy-clean air filter with reminder
- Patented safety door seal system
- See-through oven door
- Removable ceiling splatter shield
- Digital display
- Stackable

### MAINTENANCE

- Enhanced diagnostics
- Warranty: 1 year parts and labor  
3 years magnetron



\*IEC 705 Test Procedure