

Project: _____

Item #: _____

Panasonic

NE-12521

1200 WATT* COMMERCIAL MICROWAVE OVEN

**FOOD SERVICE
EQUIPMENT**
PRO1www.panasonic.com/CMO
 日本製
MADE IN JAPAN

UPGRADE YOUR PERFORMANCE with PRO1:

Quickly achieve delicious, consistent product your clients will love in a fraction of time.

- **Higher Wattage:** Quicker, more efficient operation—and better retains foods' nutrients!
- **Programmable:** Same flavorful outcome every time
- **Additional Power Levels and Multi-stage Cooking:** Best showcase flavor in food
- Enhanced diagnostics, enhanced heating elements
- Auto voltage switching

| SPECIFICATIONS | NE-12521 |
|---------------------------------------|--|
| Power Source: | 120V, 60Hz, Single Phase |
| Receptacle Required: | NEMA 5-20 |
| Frequency: | 2,450MHz |
| Required Power: | 17.3A |
| Output: | 1200 Watts* |
| Outer Dimensions: (w x d x h) | 16-5/8" x 20" x 13-1/8" |
| Cavity Dimensions: (w x d x h) | 13" x 12" x 6-1/8" |
| Net Weight: | 59 lbs. |
| Shipping Weight: | 65 lbs. |
| Shipping Box Size: (w x d x h) | 19-15/16" x 24-1/8" x 16-7/8" 4.7 cu. ft. |
| Timer: | Maximum times for each stage of cooking: Times vary for each (of 15) power levels (See Manual) |
| Memory Capability: | 30 Programs |

The NE-12521 commercial microwave meets or exceeds all safety performance and sanitation standards set for commercial food service microwave ovens by UL, HHS, FCC and NSF.



NEMA 5-20



Panasonic Commercial Food Service
Division of Panasonic Corporation of North America
2 Riverfront Plaza | Newark, NJ 07102
(201) 348-7000
www.panasonic.com/cmo

PERFECT FOR

- Quick serve and casual dining applications
- Chef's line
- Over shelf
- High volume application where space is at a premium
- Fast 1/2 pan cooking/re-therm

PERFORMANCE

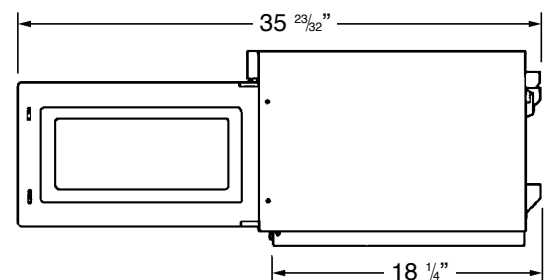
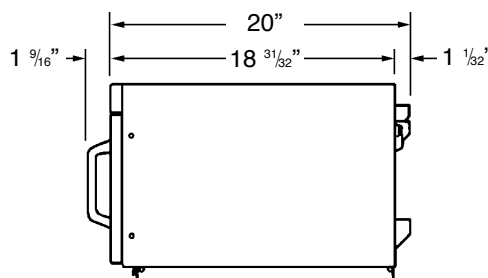
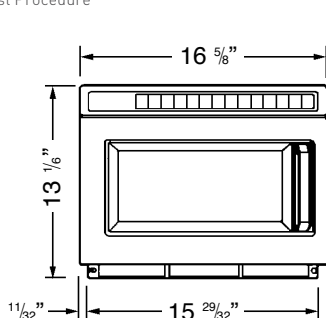
- 1200 Watt power
- 15 Power levels
- 30 memory capability
- 5-stage cooking
- Controllable LED lights
- 2 magnetrons (heating elements)
- One-Touch start feature
- Independent top/bottom energy feed control

ADDITIONAL FEATURES

- 0.6 cubic feet capacity
- 16-5/8" wide
- Fits 1 half-size 6" deep steam table pan/cover
- Quick-clean stainless steel cabinet + cavity
- Compact size, heavy-duty performance
- Cycle counter
- Programmable lock
- Easy-clean air filter with reminder
- Patented safety door seal system
- See-through oven door
- Removable ceiling splatter shield
- Digital display
- Stackable
- 120V

MAINTENANCE

- Enhanced diagnostics
- Warranty: 1 year parts and labor
3 years magnetron



*IEC 705 Test Procedure