

# Champion®

The Dishwashing Machine Specialists

Project \_\_\_\_\_

Item No. \_\_\_\_\_

Quantity \_\_\_\_\_

UL-130 UNDERCOUNTER

## STANDARD FEATURES

- **Wash Refresh™** – Automatically drains the water for the next cycle, ensuring heavily soiled items are always sanitized with new wash water
- Pumped drain
- **StemSure™** – Soft start to protect glasses and dishes from chipping and breaking
- Door safety switch
- Low-water tank heat protection
- Built-in detergent, rinse-aid, and sanitizer dispensing pumps
- Wash pump, 1-Hp motor
- Electric tank heater
- Upper & lower interchangeable wash/rinse spray arms
- Top mounted controls
- Stainless steel top and side panels
- Single phase connection
- Stainless steel construction
- 115V power cord
- One year parts and labor warranty

## UL-130

Low Temperature  
Undercounter  
Dishwashing Machine

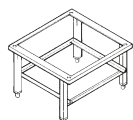


**NEW!**


Photo is for general visual representation only. Please refer to specifications for the latest detailed product information.

## OPTIONS & ACCESSORIES

- ☐ **Additional Dish Racks**
- ☐ **17" Stand**
- ☐ **Chemical Alarm Kit (Mounted)**
- ☐ **6" Leg Stand**
- ☐ **1" Roller Kit (includes 4 casters)**



Stainless Steel



Peg

Flat



## SPECIFIER STATEMENT

Specified unit will be Champion model UL-130 undercounter low temperature dishwashing machine with built-in detergent, rinse-aid, and sanitizer dispensing pumps.

Features 141 second total cycle, 1 Hp pump motor, fill and dump, pumped drain. Constructed of stainless steel.

1 year parts and labor warranty.

Note: Vent hood is not recommended, as unit does not produce excessive steam.

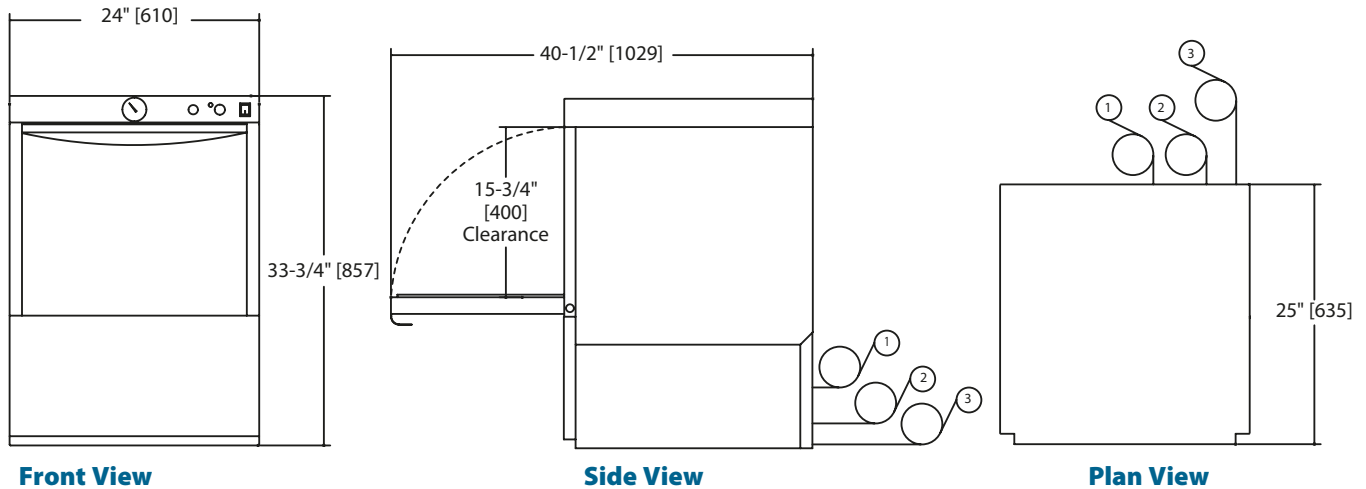
Note: Always follow local building code guidelines.

# UL-130

Low Temperature  
Undercounter  
Dishwashing Machine

**Champion®**  
The Dishwashing Machine Specialists

Dimensions shown in inches and [millimeters]



## Utilities

- Electrical**  
115/60/1; 12-amp draw; to be fused at 15 amp. 4 ft. plug-in cord supplied.
- Water connection**  
120°F minimum hot water connection (140°F recommended)  
6 ft. long, 1/2" I.D. flexible fill hose with 3/4" hose connector. Flow pressure: 25-95 psi.
- Pumped Drain**  
5/8" I.D. flexible reinforced hose, 6 ft. long.  
Max. drain flow 15 US gpm.  
Max. drain height 3 ft.

\*Complies with ANSI/ASSE 1440 Sections 1.4.3 & 1.4.4\*

	Uncrated	Crated
<b>Height*</b>	33-3/4"	39-1/2"
<b>Width</b>	24"	25"
<b>Depth</b>	25"	25-1/2"
<b>Ship Wt. lbs/kg</b>	153	173

\* Front leveling feet provided.

**Warning** Plumbing and electrical connections should be made by qualified personnel who will observe all the applicable plumbing, sanitary and safety codes and the National Electrical Code.

## SPECIFICATIONS

### Capacity

Racks per hr. 25

### Motor horsepower

Wash 1

### Water consumption

U.S. Gal. per hr. (Max. use) 32  
U.S. Gal. per rack 1.5

### Temperatures °F

Wash 120°F Min (140°F recommended)  
Rinse 120°F Min (140°F recommended)

### Heating

Tank heat, electric (kW) .75

### Time cycle in seconds

Wash 90  
Rinse 26  
Drain/fill 25  
Total cycle 141

### Standard 20" x 20" rack complement

Dish 1  
Open 1

Due to an ongoing value analysis program at Champion, specifications contained in this catalog are subject to change without notice.

Champion Industries, Inc.,  
3765 Champion Blvd., NC 27105  
336/661-1556 • Fax: 336/661-1979  
ChampionIndustries.com

an Ali Group Company



The Spirit of Excellence