

Champion®

The Dishwashing Machine Specialists

Project _____
Item No. _____
Quantity _____

UH230B UNDERCOUNTER

STANDARD FEATURES

- **ENERGY STAR® Qualified**
- **NEW "Shear Energy"** – a reduction in energy requirements while maximizing performance!
- **NEW "Multi-Power"** – includes **"Multi-Volt"** and **"Multi-Phase"**. Allows for infield conversion to 208-240 volt and/or single to three phase with ease.
- **StemSure™** – Soft start to protect glasses and dishes from chipping and breaking
- **Rinse Sentry** – extends the cycle time to ensure 180°F/82°C final rinse.
- Built-in electric booster for 180°F/82°C final rinse water (standard 70°F/39°C rise)
- Pumped drain
- Low-water tank heat protection
- Detergent and rinse aid pumps
- Quiet double-wall construction
- Door safety switch
- Independent stainless steel interchangeable upper and lower wash and rinse arms
- Top mounted slide-out controls
- Stainless steel top and side panels
- 90-second total cycle time
- Extended wash for difficult ware cleaning & de-liming
- Automatic drain cycle
- 1 Hp motor
- Advanced Digital Temperature Monitoring
- Stainless steel construction

UH230B

Undercounter High Temperature
Dishwashing Machine
with Built-in Booster Heater



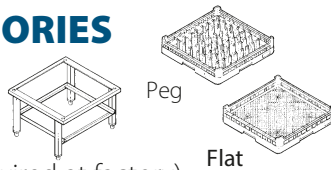
**NEW
FEATURES**

Photo is for general visual representation only. Please refer to specifications for the latest detailed product information.



OPTIONS & ACCESSORIES

- ☐ **Additional Dish Racks**
- ☐ **17" Stand** Stainless Steel
- ☐ **6" Leg Stand**
- ☐ **3 Phase Connection** (prewired at factory)
- ☐ **9kW High Speed Rise Booster**
- ☐ **1" Roller Kit** (includes 4 casters)
- ☐ **Power Cord kit**
- ☐ **NEW Champion ION scale prevention system**
- ☐ **C chemical alarm kit (mounted)**



SPECIFIER STATEMENT

Specified unit will be Champion model UH230B undercounter high temperature dishwashing machine with built-in booster heater.

Features 90 second total cycle, extended wash, LED temp display, Rinse Sentry, rinse aid and detergent pumps, flexible fill and drain hoses, stainless steel top and side panels. Constructed of stainless steel.

1 year parts and labor warranty.

Note: Vent hood is not recommended, as unit does not produce excessive steam.

Note: Always follow local building code guidelines.

Champion Industries, Inc.
3765 Champion Blvd, Winston-Salem, NC 27105
Tel: 336/661-1556 Fax: 336/661-1979

www.championindustries.com

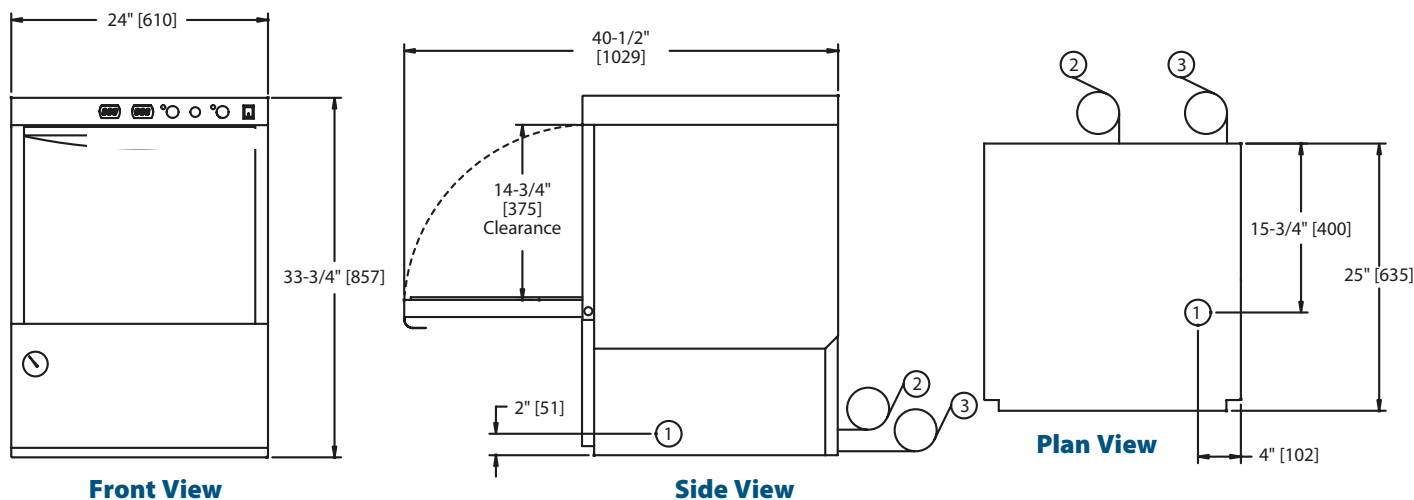
UH230B

Undercounter High Temperature
Dishwashing Machine
with Built-in Booster Heater

Champion®
The Dishwashing Machine Specialists

Volume crated: **15 cu. ft./0.42 cu.m.**
Shipping weight crated: **215 lbs./97.5 kg.**

Dimensions shown in inches and [millimeters]



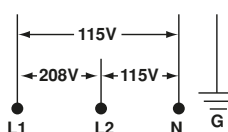
Utilities

1 Electrical	208-240/60/1; 3 wire plus ground, (See Box). 208-240/60/3; 4 wire plus ground, (See Box). Field convertible to accept 3 phase power, see service manual for details
2 Hot Water	1/2" supply; 110°F/43°C Min. hot water connection for 70°F/39°C rise booster. Incoming supply pressure must maintain a Flow pressure of 20-22 PSI. If machine is sold without internal booster, a 1/2" PRV is required to be purchased. Machine equipped with 3/4" [19] hose connector.
3 Pumped Drain	5/8" [15.9] I.D. flexible reinforced hose, 6 ft. [1829] long. Max. drain flow 15 US gpm. [12.5 imp gal] Max. drain height 3 ft. [914]

6kW UH230B with 70°F/39°C Rise Booster				UH230B with 9kW High Speed Booster			
Elec. Specs.	Rated Amps	Minimum Supply Ckt. Conductor Ampacity	Maximum Overcurrent Protective Device	Elec. Specs.	Rated Amps	Minimum Supply Ckt. Conductor Ampacity	Maximum Overcurrent Protective Device
208/60/1	32	40	40	208/60/1	45	60	60
240/60/1	36	40	40	240/60/1	50	60	60
208/60/3	22	30	30	208/60/3	29	35	35
240/60/3	24	30	30	240/60/3	33	40	40

Field convertible to accept 3 phase power

Warning Plumbing and electrical connections should be made by qualified personnel who will observe all the applicable plumbing, sanitary and safety codes and the National Electrical Code.



Note: Electrical supply service must be a 3-wire plus ground for connection shown.

SPECIFICATIONS

Capacities*

Cycle time (seconds)	90
Racks per hr.	40

Motor horsepower

Wash	1
------	---

Water consumption

U.S. Gal./Imperial Gal. (Max. use) per hr.	23.4/19.2
U.S. Gal./Imperial Gal. per rack	0.78/0.64

Temperatures °F/°C

Wash	150/66
Rinse	180/82

Heating

Tank heat, electric, kW	2.0
Electric booster (kW) (required for 70°F/39°C rise)	6
Electric high speed booster (kW) (required for 100°F rise)	9

Time Cycle in Seconds

Wash	70
Rinse	14
Total cycle	90

Standard 20" x 20" [508 x 508] Rack Complement

Dish	1
Open	1

* at 140°F incoming water

Due to an ongoing value analysis program at Champion, specifications contained in this catalog are subject to change without notice.

Champion Industries, Inc.,
3765 Champion Blvd., NC 27105
336/661-1556 • Fax: 336/661-1979
ChampionIndustries.com

an Ali Group Company



The Spirit of Excellence