

Project _____
 Item _____
 Quantity _____
 CSI Section 11400
 Approved _____
 Date _____

GAHPT Pass-Thru

Specification Line® Heated Pass-Thru w/Glass Doors

Models

- ☐ GAHPT1-G ☐ GAHPT2-G
☐ GAHPT1-GH ☐ GAHPT2-GH



GAHPT2-G

Standard Features

- easyTouch Control with remote monitoring capability
- Digital exterior temperature display with high/low temp visual alarms
- Removable side louver
- Accommodates full size sheet pans
- Smart door hinge that auto closes up to 90° and stays open past 90°
- Energy efficient door gasket – removable without tools
- Door locks
- 5" locking casters shipped loose for field installation
- 10' cord and plug attached
- 40 watt incandescent light
- Stainless steel exterior front, sides & interior
- Field rehingable doors - full height doors only
- Stainless steel pilaster with shelf clips
- 3 shelves per section
- Chrome standard
- 208V / 60C / 1 P Standard
- Three year parts and labor warranty

Options & Accessories

- 6" Stainless steel feet
- 6" Casters (all locking)
- 6" Stainless Steel flanged feet
- Three drawers in place of 1 Half Door (bottom section only)
- Additional chrome shelves
- Stainless steel shelves
- Tray/Pan Slides – various
- Utility base
- Kick plate
- Laminate – front, ends, shroud
- Heat shield end – max temp 400 degrees
- Trim strips
- Foot Pedal Door Opener

Specifications

Heating system: Cabinets are designed to maintain temperatures between 120°F and 200°F. Heating elements are located behind the vertical ducts. The design of the heater, which is full length of the vertical duct, allows for optimal air flow and energy efficiency. Fan motor is mounted outside of the heated compartment. System is controlled using an electronic temperature control.

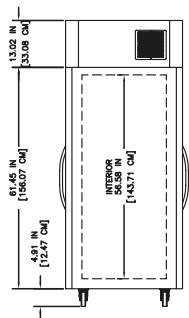
Units are completely insulated with high density foamed in place environmentally friendly, Kyoto Protocol Compliant, Non ODP (Ozone Depletion Potential), Non GWP (Global Warming Potential) polyurethane.



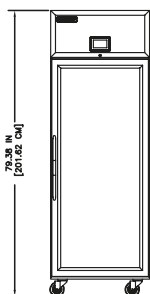
1 section only

GAHPT Heated Pass-Thru w/ Glass Doors

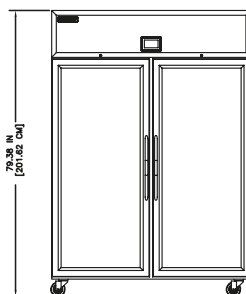
GAHPT Heated Pass-Thru w/ Glass Doors



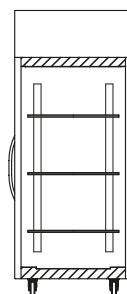
TYP. LEFT
END VIEW



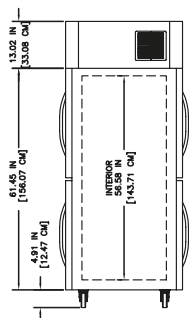
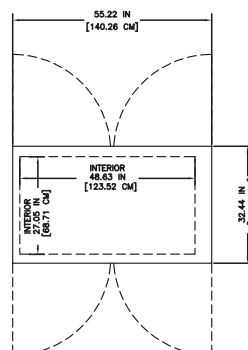
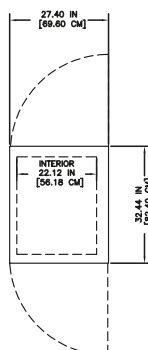
GAHPT1-G



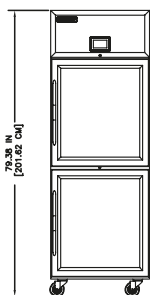
GAHPT2-G



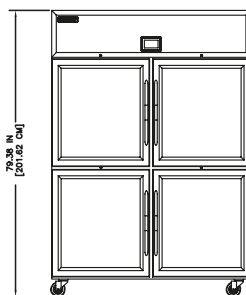
SECTION
VIEW



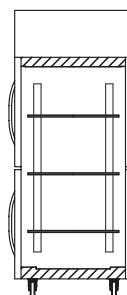
TYP. LEFT
END VIEW



GAHPT1-GH



GAHPT2-GH



SECTION
VIEW

Specifications								
Model	V/Hz/Ph	Amps	Volume Cu. Ft.	SHELF CAPACITY SQ. FT.	No. of Shelves	Unit H.P.	Ship Weight	Nema Plug
GAHPT1-G GAHPT1-GH	208-240/60/1	6	23	11.5	3	N/A	361	6-20P
GAHPT2-G GAHPT2-GH	208-240/60/1	10.5	50	25.5	6	N/A	640	6-20P

Welbilt reserves the right to make changes to the design or specifications without prior notice.