



GURBP-G Worktable

Coolscares™ Worktable refrigerator with glass doors

Project _____
Item _____
Quantity _____
CSI Section 11400
Approved _____
Date _____

GURBP-G Worktable

Models

- GUR24BP-G Worktable Refrigerator, 4" backsplash, 24" L x 31.5" D x 36" H, Glass Door
- GUR27BP-G Worktable Refrigerator, 4" backsplash, 27" L x 31.5" D x 36" H, Glass Door
- GUR32BP-G Worktable Refrigerator, 4" backsplash, 32" L x 31.5" D x 36" H, Glass Door
- GUR48BP-G Worktable Refrigerator, 4" backsplash, 48" L x 31.5" D x 36" H, Glass Door
- GUR60BP-G Worktable Refrigerator, 4" backsplash, 60" L x 31.5" D x 36" H, Glass Door
- GUR72BP-G Worktable Refrigerator, 4" backsplash, 72" L x 31.5" D x 36" H, Glass Door



GUR24BP-G

Standard Features

- Durable, rugged stainless steel top
- Smart door hinge that auto closes up to 90 degrees and stays open past 90 degrees. 180 degree door opening
- Environmentally friendly R290 refrigerant
- High density foamed in place environmentally friendly, Kyoto Protocol Compliant, Non ODP (Ozone Depletion Potential), Non GWP (Global Warming Potential) polyurethane keeps energy costs low
- Integral door/drawer handle
- 5" (two locking, two non-locking) casters shipped loose for field installation
- 8' cord and plug supplied
- Gray epoxy coated shelves (2 per section) with stainless steel pilaster and shelf clips
- Electronic temperature control
- Energy-efficient door gasket removable without tools
- Energy-saving LED interior light
- Field rehingable door
- 100% front breathing-clearance not required on top/sides
- Three year parts and labor warranty and an additional two year compressor parts warranty

Options & Accessories

- Cutting boards (composite or poly)
- 18" wide single or double tier overshef
- Stainless steel finish on back
- Laminate
- Additional shelves
- Door lock (door models only)
- Exterior thermometer
- Lower height casters
- 6" black legs
- 6" flanged feet
- Stacking collar on single sections
- 18-gauge heavy duty top
- Condenser filter
- Stainless steel doors
- Drawers
- Stainless steel ends
- On/Off master switch

Specifications

Exterior top is one-piece, stainless steel with integral 2.12" (5.4cm) square nosing on the front.

Exterior back and bottom is galvanized steel. Exterior ends are mill finish aluminum.

Interior sides are gray coated aluminum. Interior bottoms are anodized aluminum. Base is fully insulated with high-density foamed in place environmentally friendly, Kyoto Protocol Compliant, Non ODP (Ozone Depletion Potential), Non GWP (Global Warming Potential) polyurethane.

Refrigeration system uses R290 refrigerant. Compressor is 1/5 H.P., with condenser coil and hot gas condensate evaporator mounted on rear of the cabinet. Evaporator coil is located on the interior rear wall of the cabinet. Refrigerant flow is controlled by a capillary tube. Cabinet maintains an interior cabinet temperature of 33°F to 40°F (2°C to 4°C).

System is controlled using an electronic temperature control which provides improved pull-down times, reducing compressor cycling and longer compressor life with lower energy consumption. Control system uses adaptive defrost to

assure evaporator coil is free of ice and operating at optimum efficiency. Evaporator condensate is eliminated using an energy-efficient hot gas system.

Digital exterior temperature display is located on the back of the cabinet.

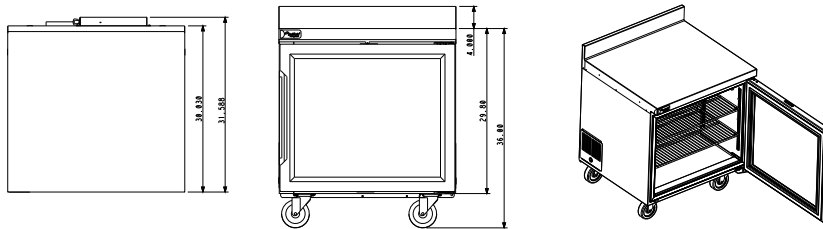
Electrical connection is 115 volt, 60 Hertz, single phase. Unit has a 8' (2.4m) long electrical cord and NEMA 5-15P plug.

Casters: 5" (13cm) diameter plate casters shipped loose with front two locking. Equipment clearance above the floor is 6.2" (15.7cm).

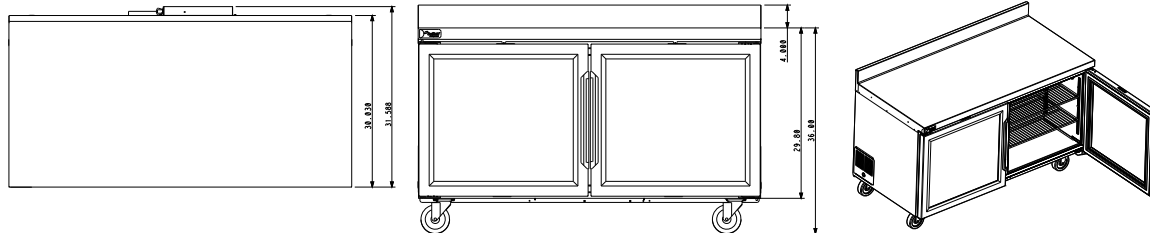
Glass doors are double-pane argon filled, low E tempered glass. Frame is constructed of black extruded PVC with recessed vertical pocket handle. Hinge is an internal cartridge-style, self-closing with 90-degree, hold-open feature. Gasket is black energy profile magnet with push-in dart style that is removable without tools. Lock is keyed and mounted in the shroud which engages into the lock pocket in the top of the door.



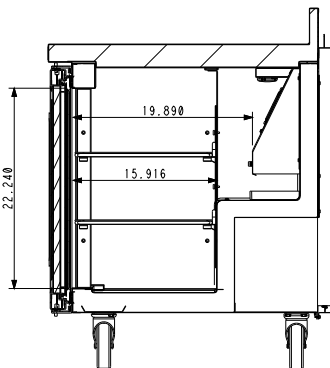
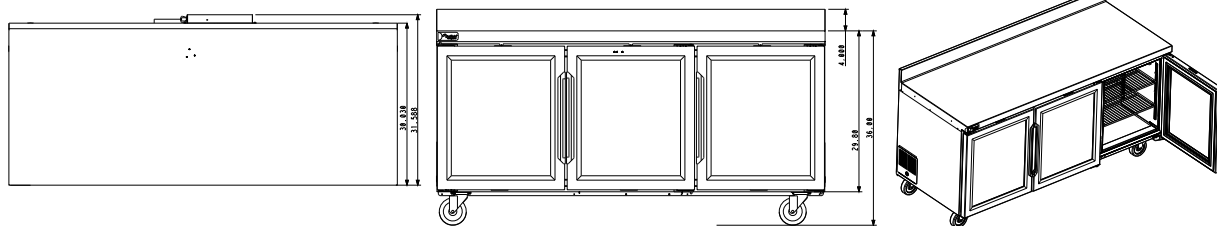
GUR24BP-G, GUR27BP-G, GUR32BP-G



GUR48BP-G, GUR60BP-G



GUR72BP-G



SIDE VIEW ALL MODELS

UNIT DIMENSIONS

UNIT	LENGTH	DEPTH	2" CASTER HEIGHT	3" CASTER HEIGHT	5" CASTER HEIGHT	INTERIOR DIMENSIONS
			Optional		Standard	L x D x H
24	24"	31.59"	32"	34"	36"	19.9"x19.9"x22.2"
27	27"	31.59"	32"	34"	36"	24.9"x19.9"x22.2"
32	32"	31.59"	32"	34"	36"	27.9"x19.9"x22.2"
48	48"	31.59"	32"	34"	36"	43.9"x19.9"x22.2"
60	60"	31.59"	32"	34"	36"	55.9"x19.9"x22.2"
72	72"	31.59"	32"	34"	36"	67.9"x19.9"x22.2"

Specifications

Model	HP	V	Hz	A	Nema Plug	Vol (ft3)	Energy kWh	Ship Weight
GUR24BP-G	0.2	115	60	3.2	5-15p	5.5	1.1946	140 lbs. (64kg)
GUR27BP-G	0.2	115	60	3.2	5-15p	6.5	1.2617	145 lbs. (66kg)
GUR32BP-G	0.2	115	60	3.2	5-15p	8.0	1.3057	161 lbs. (73kg)
GUR48BP-G	0.2	115	60	3.2	5-15p	12.5	1.6305	207 lbs. (94kg)
GUR60BP-G	0.2	115	60	3.2	5-15p	16.2	1.9684	234 lbs. (106kg)
GUR72BP-G	0.2	115	60	3.2	5-15p	20.6	2.2042	263 lbs. (119kg)

Delfield reserves the right to make changes to the design or specifications without prior notice.