

# KCS

## Mobile Cashier's Counters

Project \_\_\_\_\_  
Item \_\_\_\_\_  
Quantity \_\_\_\_\_  
CSI Section 11400  
Approved \_\_\_\_\_  
Date \_\_\_\_\_

# KCS: Mobile Cashier's Counters

### Models

- KCS-30 30.00" (76cm) deep mobile cashier's counter
- KCS-36 36.00" (91cm) deep mobile cashier's counter
- KCS-50 50.00" (127cm) deep mobile cashier's counter



**KCS-30**  
Shown with stainless steel  
fold-down work shelf

### Standard Features

- One piece, molded fiberglass pylon (base), fully rounded corners, permanent color
- All corners and center sides reinforced with galvanized bracing, laminated into the fiberglass
- 14-gauge tops
- Fire Code rating on fiberglass, laminate, canopy materials
- All units are standard on 5" diameter polyurethane swivel casters for easy cleaning
- Caster mounting plates laminated into base
- Easy to use stainless steel interlock system is standard on base and tray slides
- All body cutouts reinforced with 14-gauge channel supports
- Additional warranties available, see below
- A 3" grommet hole is located at the rear of the top to allow cord access for cash registers
- Stainless steel locking cash drawer standard
- Stainless steel under shelf can serve as foot rest or storage
- All body cutouts reinforced with 14-gauge

channel supports

- One year parts and 90 day labor standard warranty

### Options & Accessories

- Stainless steel fold-down tray slide
- Three-bar fold-down tray slide
- Composite fold-down cutting boards
- Stainless steel fold-down work shelf
- Line-up interlock device
- 120V/60Hz/1Ø, 10 amp convenience outlet with breaker\*
- Stainless steel trim strips
- Stainless steel end drop shelf
- Molded fiberglass trim strips
- Adjustable height casters
- 6" (15cm) high adjustable stainless steel bullet feet in lieu of casters

\* Inclusion of these options will alter the electrical specifications of unit

### Specifications

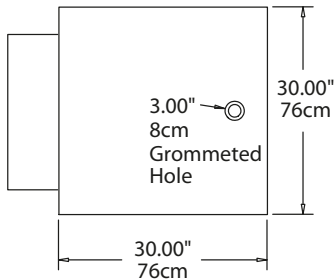
**Exterior Body** is seamless, one-piece molded fiberglass, having perfectly smooth exterior surface with all corners fully rounded. The fiberglass reinforced polyester (F.R.P.) is molded with permanent color. Stress points are internally reinforced.

**Interior Lining** at the cashier's end is 18-gauge stainless steel, with a stainless steel bottom shelf. Unit has an 16.50" x 16.50" x 5.00" (42cm x 42cm x 13cm) stainless steel cash drawer with lock and key.

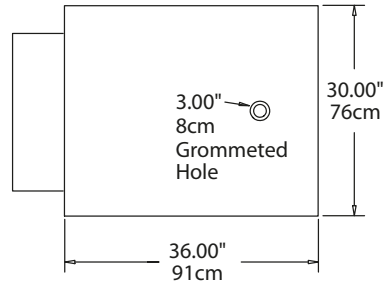
**Exterior top** is constructed of 14-gauge stainless steel, welded, ground and polished into one integral unit. Top is fabricated with square exterior corners. A 2.00" (5cm) ferruled hole is located at the rear of the top to allow cord access for cash registers.

**Castors;** unit is mounted on 5.00" (13cm) diameter swivel casters with non-marking polyolefin tires and plate brakes. Overall height of caster assembly is 6.00" (15cm).

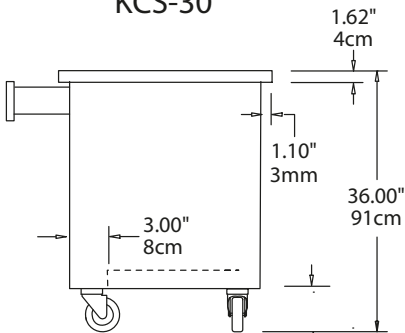




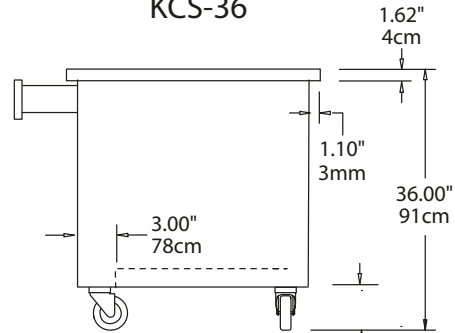
Plan View  
KCS-30



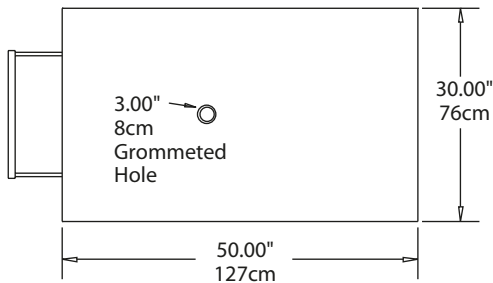
Plan View  
KCS-36



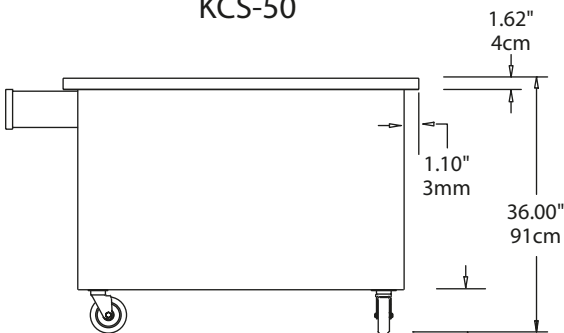
End View  
KCS-30



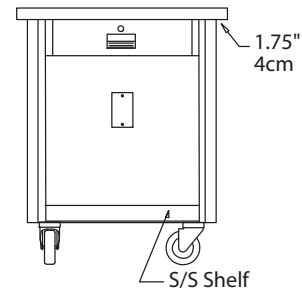
End View  
KCS-36



Plan View  
KCS-50



End View  
KCS-50



Elevation View  
All Models

Specifications	
Model	Ship Weight
KCS-30	180 lbs/ 82 kg
KCS-36	210 lbs/ 95 kg
KCS-50	270 lbs/ 122 kg

Delfield reserves the right to make changes to the design or specifications without prior notice.