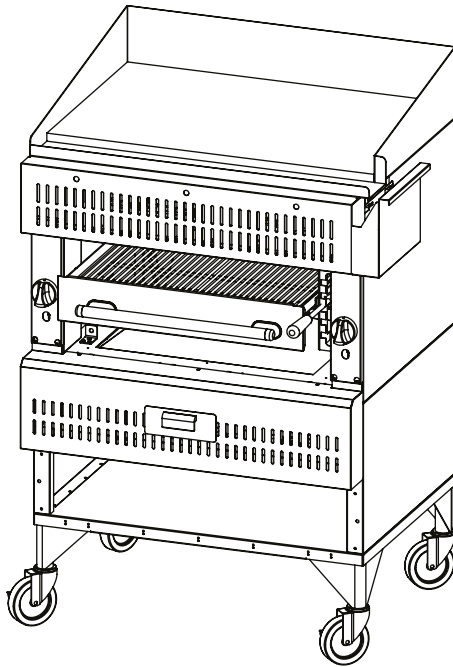


HEAVY DUTY COOKING**VULCAN****VST3B
HEAVY DUTY GAS CERAMIC
CHOP HOUSE BROILER****Model VST3B****SPECIFICATIONS**

Heavy-duty single section gas over fired ceramic broiler with 1/2" griddle plate, Vulcan Model No. VST3B. Stainless steel front, sides, leg stand and 6" high casters with 5" wheels. Three 33,500 BTU/hr. input. Standing pilot ignition system. Two infinite heat controls. Spring balance five position grid assembly. Achieves 950° across the cooking grid. Achieves 650° across the griddle top. Broiler grid measures 25"w x 25"d.

Exterior Dimensions:

36"w x 38"d x 58 1/4"h on leg stand with casters.

CSA design certified. NSF listed.

SPECIFY TYPE OF GAS WHEN ORDERING.
SPECIFY ALTITUDE WHEN ABOVE 2,000 FT.

☐ **VST3B** Ceramic broiler with griddle plate

STANDARD FEATURES

- Stainless steel front, sides, leg stand with 6" casters.
- Three 33,500 BTU/hr. cast iron burners with ceramic radiant tiles, 100,000 BTU/hr. input.
- Standing pilot ignition system.
- Two infinite heat controls per deck.
- Spring balance five position grid for raising and lowering.
- Grid area 625 sq. in.: 25"w x 25"d.
- Grid moves on roller bearings.
- Cold rolled steel grid bars for marking.
- 1/2" griddle plate with 2" splashes.
- Side mounted grease receptacle for griddle plate.
- Insulation between outer and inner walls.
- Rear gas connection with 1" regulator supplied.
- One year limited parts and labor warranty.

ACCESSORIES

- ☐ Flexible gas hose with quick disconnect and restraining device.

VULCAN

a division of ITW Food Equipment Group LLC

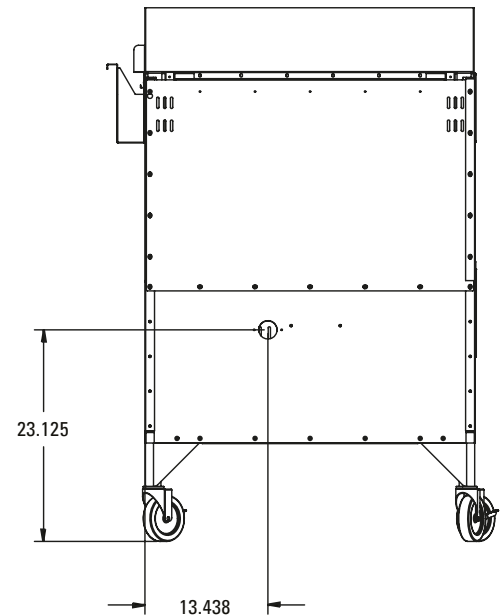
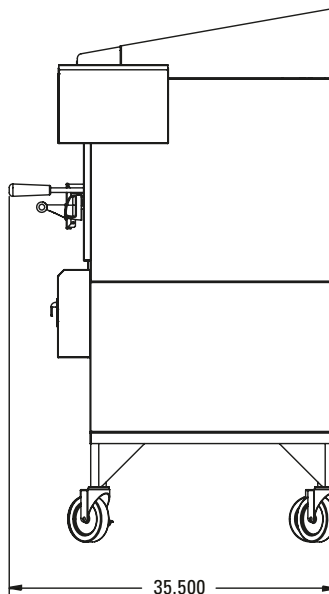
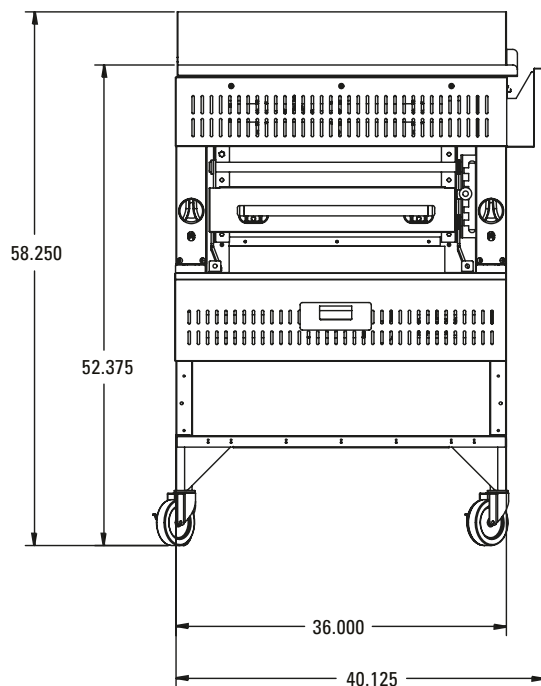

P.O. Box 696 ■ Louisville, KY 40201 ■ Toll-free: 1-800-814-2028 ■ Local: 502-778-2791 ■ Quote & Order Fax: 1-800-444-0602



VST3B HEAVY DUTY GAS CERAMIC CHOP HOUSE BROILER

INSTALLATION INSTRUCTIONS

1. A gas pressure regulator suitable for this application is furnished and must be installed. Natural gas 6.0" W.C., propane gas 10.0" W.C.
2. An adequate ventilation system is required for commercial cooking equipment. Information may be obtained by writing to the National Fire Protection Association, 1 Batterymarch Park, Quincy, MA 02169. When writing, refer to NFPA No. 96.
3. These units are manufactured for installation in accordance with ANSZ223.1A (latest edition), National Fuel Gas Code. Copies may be obtained from the American Gas Association, 1515 Wilson Blvd., Arlington, VA 22209.
4. All models require a 6" (152 mm) clearance at both sides and rear adjacent to combustible construction.
5. This appliance is manufactured for commercial installation only and is not intended for home use.



a division of ITW Food Equipment Group LLC

P.O. Box 696 ■ Louisville, KY 40201 ■ Toll-free: 1-800-814-2028 ■ Local: 502-778-2791 ■ Quote & Order Fax: 1-800-444-0602