



BEVERAGE-AIR®

Project: _____

AIA#

Item: _____

Location: _____

SIS#

Approved: _____

BAR EQUIPMENT DZ24 Dual Zone

MODELS:
DZ24-1-B
DZ24-1-S



3 Year Parts/Labor Warranty Additional 4 Year Compressor Warranty

CABINET CONSTRUCTION

- Black or stainless steel exterior & interior finishes available
- Interior is galvanized steel with reinforced stainless steel floor
- Stainless steel top with black glass rails
- Stainless steel drip tray for easy cleaning
- Full electronic control
- 3-in-1 Draft Solution uses a single stainless-steel tap to serve different beverages, such as wine, beer, and coffee (or other non-alcoholic beverages) through silver-lined, anti-microbial tubing that is 100% effective against the top 4 beverage spoiling bacteria
- Dual-zone models feature 2 independent compartments that allow independent temperature in each section
- Left hand compartment maintains 36°-40°F, Right hand maintains 50°-65°F *
- Unit has a minimum variance of +/-15°F, and maximum of 20°F depending on condition
- 100% portable with waste bottle to capture beer/wine from drain
- Magnetic gasket provides positive door sealing
- Self-closing door with lock standard
- 3" Insulated tower with dual faucet, standard
- Holds up to (4) 1/6 kegs in each section
- Four-inch (4") Heavy duty casters with two (2) brake

OPTIONS & ACCESSORIES

- Stainless steel interior
- Tap Locks
- 1-4 Tap insulated stainless towers/taps
- No draft arm with hole cover

REFRIGERATION SYSTEM

- Refrigeration system uses R134a refrigerant to comply with all environmental concerns
- Automatic, non-electric defrost
- Epoxy coated evaporator coil

DZ24 DUAL-ZONE: BAR EQUIPMENT




Please verify qualifying units by visiting:
www.energystar.gov/cfs

3779 Champion Blvd., Winston-Salem, NC 27105
1-888-845-9800 Fax: 1-336-245-6453
Beverage-Air.com Sales@bevair.com

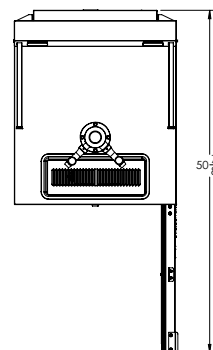


BEVERAGE-AIR

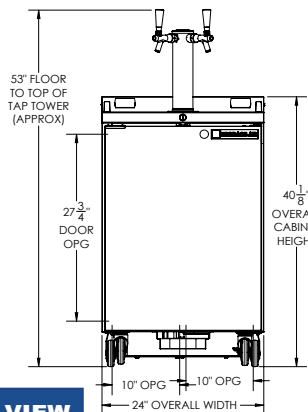
MODEL	DZ24-1
EXTERNAL DIMENSIONAL DATA	
Width Overall	24"
Depth Overall (with handle)	29 3/8"
Height Overall (with casters)	53"
Number of Doors	1
Depth with Door Open 90°	50 7/8"
Door Openings (in)	20" x 27 3/4"
INTERNAL DIMENSIONAL DATA	
NET Capacity Freezer (cubic ft.)	(L) 3.72, (R) 3.72
ELECTRICAL DATA	
Full Load Amperes	2.0
REFRIGERATION DATA	
Horsepower*	1/10
Capacity (BTU/Hr)*	1110
SHIPPING DATA	
Gross Weight - Crated	220 lbs
Height - Crated	64"
Width - Crated	27"
Depth - Crated	31"

Bar Equipment - Dual-Zone Bar Mobile Models: DZ24-1-B, DZ24-1-S

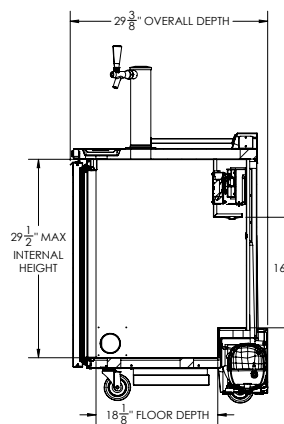
Model Views



PLAN VIEW



ELEVATION VIEW



SIDE VIEW

*ELECTRICAL CONNECTION



115/60/1
NEMA-5-15P

Units pre-wired at factory and include 8' long cord and plug set.



3779 Champion Blvd., Winston-Salem, NC 27105 1-888-845-9800 Fax: 1-336-245-6453 Beverage-Air.com Sales@bevair.com

an Ali Group Company



The Spirit of Excellence