



# BEVERAGE-AIR

Project: _____	AIA# _____
Item: _____	
Location: _____	SIS# _____
Approved: _____	

## BAR EQUIPMENT - BACK BAR REFRIGERATOR

BB36HC Glass Door  
Hydrocarbon Series

**MODELS:**  
BB36HC-1-G-B  
BB36HC-1-G-S

BB36HC BACK BAR REFRIGERATORS: GLASS DOOR MODEL



**3 Year Parts/Labor Warranty**  
**Additional 4 Year Compressor Warranty**

### CABINET CONSTRUCTION

- Black or stainless steel exterior
- Interior construction utilizes galvanized steel on walls and ceiling, heavy duty stainless steel floor
- Full electronic control
- Galvanized sub-top standard
- Two (2) epoxy coated shelves
- Magnetic door gaskets provide positive door sealing
- 120° stay open door feature, with automatic stay open feature
- Magnetic door gaskets provide positive door sealing
- Door lock
- LED lighting
- Packaged products only
- Compressor available on left or right, specify at time of unit order
- Balanced, forced air refrigeration system provides rapid chilling of product

### OPTIONS & ACCESSORIES

- For Stainless steel interior (refer to -F models)
- 2" Stainless steel top
- Wine model (40°-60° models)
- Wine shelf divider
- Food rated models available
- Underbar models available
- Additional shelves
- Additional shelf clips
- 3" or 6" casters
- 6" Black legs
- Remote option\*  
(refrigerant must be specified at time of order, see note on back on page)

### REFRIGERATION SYSTEM

- Uses environmentally friendly, energy efficient R290 refrigerant, and meets all regulatory requirements for CARB, SNAP, DOE & more
- Adaptive defrost
- Epoxy coated evaporator coil
- Maintains product temperature between 36°F and 38°F



Please verify qualifying units by visiting:  
[www.energystar.gov/cfs](http://www.energystar.gov/cfs)

3779 Champion Blvd., Winston-Salem, NC 27105  
1-888-845-9800 Fax: 1-336-245-6453  
Beverage-Air.com Sales@bevair.com



# BEVERAGE-AIR

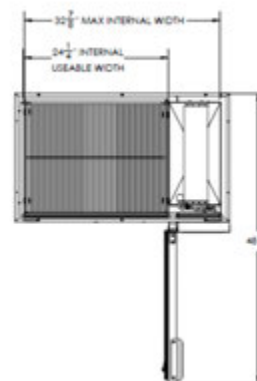
MODEL	BB36HC-1-G-B	BB36HC-1-G-S
<b>EXTERNAL DIMENSIONAL DATA</b>		
Width Overall	36"	36"
Depth Overall with Handle	24 1/2"	24 1/2"
Height Overall	34"	34"
Number of Door	1	1
Depth With Door Open 90°	48 3/4"	48 3/4"
Door Opening (in)	24" x 29 1/4"	24" x 29 1/4"
<b>INTERNAL DIMENSIONAL DATA</b>		
NET Capacity (cubic ft.)	8.36	8.36
Internal Width Overall (in)	24 1/4"	24 1/4"
Internal Depth Overall (in)	19"	19"
Internal Height Overall (in)	29 1/2"	29 1/2"
Number of Shelves	2	2
Number of 1/2 Kegs	1	1
<b>ELECTRICAL DATA</b>		
Full Load Amps* 115/60/1	2.5	2.5
<b>REFRIGERATION DATA</b>		
Horsepower*	1/4	1/4
Capacity (BTU/Hr)*	1702	1702
<b>SHIPPING DATA</b>		
Gross Weight - Crated	232 lbs	243 lbs
Height - Crated	38"	38"
Width - Crated	39"	39"
Depth - Crated	26 1/2"	26 1/2"

\*NOTE: Remote units are field wired and come with 6" legs.  
Refrigerant must be specified at time of order.

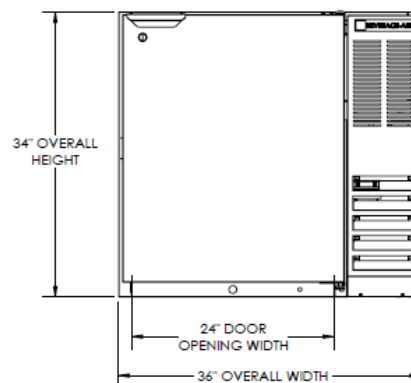
## Bar Equipment-Back Bars Refrigerator Glass Door

Models: BB36HC-1-G-B, BB36HC-1-G-S

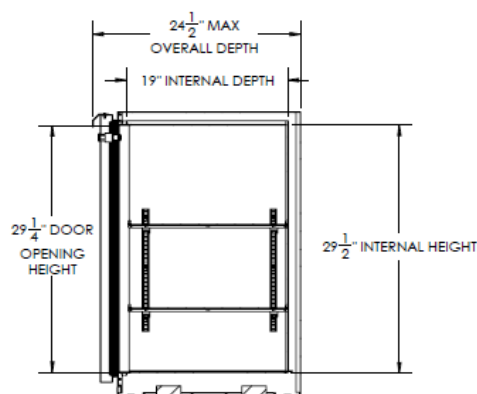
### Model Views



Plan View



Elevation View



Side View

### ELECTRICAL CONNECTION

Unit pre-wired at  
factory and include 8'  
long cord and plug set.



3779 Champion Blvd., Winston-Salem, NC 27105 1-888-845-9800 Fax: 1-336-245-6453 Beverage-Air.com Sales@bevair.com

an Ali Group Company



The Spirit of Excellence