



# BEVERAGE-AIR

Project: _____	AIA# _____
Item: _____	
Location: _____	SIS# _____
Approved: _____	

## BB BAR EQUIPMENT - BACK BAR REFRIGERATOR

BB48HC Glass Door Food Rated with Stainless Steel Top  
Hydrocarbon Series

### MODELS:

BB48HC-1-FG-B-27  
BB48HC-1-FG-S-27

BB48HC Back Bar Refrigerators: Food Rated Model



BB48HC-1-FG-B-27

**3 Year Parts/Labor Warranty**  
**Additional 2 Year Compressor Warranty**

### CABINET CONSTRUCTION

- Exterior black or stainless steel
- Stainless steel interior
- Full electronic control
- Stainless steel top
- Two (2) epoxy coated shelves per section, standard
- Self-closing doors
- Stay-open feature & lock standard
- Magnetic door gaskets provide positive door sealing
- LED lighting
- Certified for open food product
- Compressor available on left or right, specify at time of unit order
- Balanced, forced air refrigeration system provides rapid chilling of product
- Maintains product temperature between 36°F and 38°F

### OPTIONS & ACCESSORIES

- ☐ Wine model (40°-60° models)
- ☐ Wine shelf divider
- ☐ Pass-thru models available
- ☐ 3" or 6" casters
- ☐ Solid or sliding glass doors
- ☐ Remote option

### REFRIGERATION SYSTEM

- Refrigeration system uses R290 refrigerant to comply with all environmental concerns
- Automatic, non-electric defrost
- Epoxy coated evaporator coil



3779 Champion Blvd., Winston-Salem, NC 27105  
1-888-845-9800 Fax: 1-336-245-6453  
Beverage-Air.com sales@bevair.com



# BEVERAGE-AIR

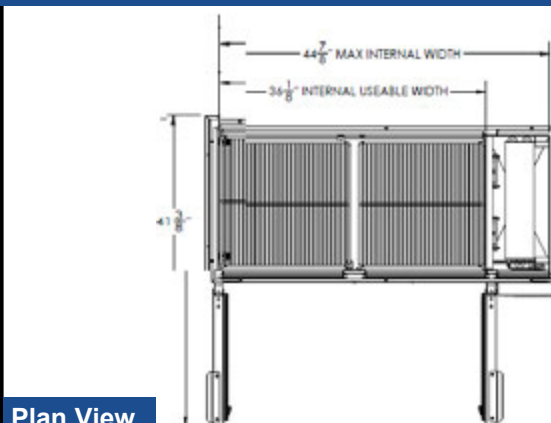
MODEL	BB48HC-1-FG-B-27	BB48HC-1-FG-S-27
<b>EXTERNAL DIMENSIONAL DATA</b>		
Width Overall	48"	48"
Depth Overall with Handles	24 1/2"	24 1/2"
Height Overall	36"	36"
Number of Door	2	2
Depth with Door Open 90°	41 3/8"	41 3/8"
Door Opening (in)	16 1/2" x 27 7/8"	16 1/2" x 27 7/8"
<b>INTERNAL DIMENSIONAL DATA</b>		
NET Capacity (cubic ft.)	12.4	12.4
Internal Width Overall (in)	36 1/8"	36 1/8"
Internal Depth Overall (in)	19"	19"
Internal Height Overall (in)	28"	28"
Number of Shelves	4	4
Number of Kegs	2	2
<b>ELECTRICAL DATA</b>		
Full Load Amperes 115/60/1	2.5	2.5
<b>REFRIGERATION DATA</b>		
Horsepower	1/4	1/4
Capacity (BTU/Hr)*	1702	1702
<b>WEIGHT DATA</b>		
Gross Weight (Crated lbs)	284 lbs	320 lbs
Height - Crated	43"	44"
Width - Crated	51"	50"
Depth - Crated	27"	27"

## Bar Equipment

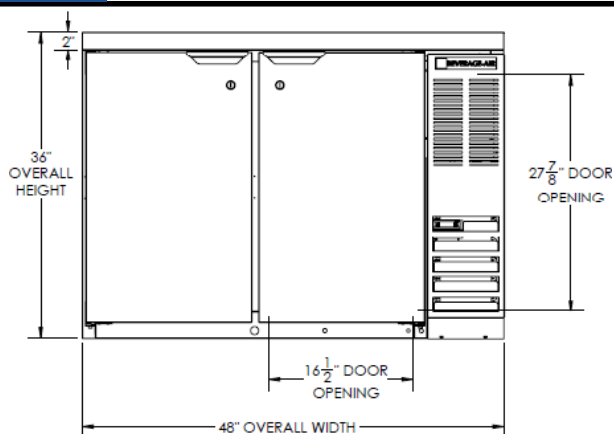
## Glass Door Food Rated

Models: BB48HC-1-FG-B-27, BB48HC-1-FG-S-27

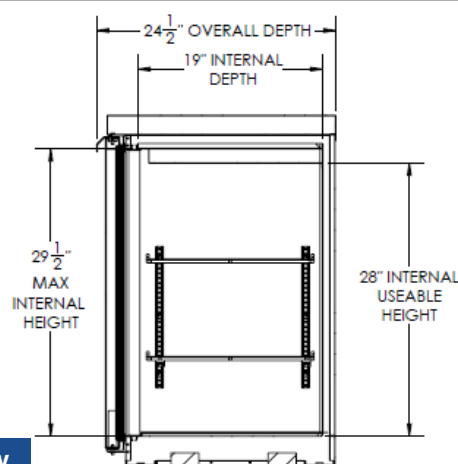
### Model Views



Plan View



Elevation View



Side View

### ELECTRICAL CONNECTION

Units pre-wired at factory and include 8' long cord and plug set.



115/60/1  
NEMA-5-15P



an Ali Group Company



The Spirit of Excellence

3779 Champion Blvd., Winston-Salem, NC 27105  
1-888-845-9800 Fax: 1-336-245-6453  
Beverage-Air.com sales@bevair.com