



BEVERAGE-AIR

Project: _____	AIA# _____
Item: _____	
Location: _____	SIS# _____
Approved: _____	

BB BAR EQUIPMENT - BACK BAR REFRIGERATOR

B48HC Sliding Glass Door Food Rated with Stainless Steel Top
Hydrocarbon Series

MODELS:

BB48HC-1-F-GS-B-27
BB48HC-1-F-GS-S-27



BB48HC-1-F-GS-B-27

3 Year Parts/Labor Warranty
Additional 2 Year Compressor Warranty

CABINET CONSTRUCTION

- Exterior black or stainless steel
- Stainless steel interior
- Full electronic control
- Stainless steel top
- Two (2) epoxy coated shelves per section, standard
- Self-closing sliding glass doors have black frame regardless of finish
- Stay-open feature
- Magnetic door gaskets provide positive door sealing
- LED lighting
- Certified for open food product
- Compressor available on left or right, specify at time of unit order
- Balanced, forced air refrigeration system provides rapid chilling of product
- Maintains product temperature between 36°F and 38°F

OPTIONS & ACCESSORIES

- ☐ Wine model (40°-60° models)
- ☐ Wine shelf divider
- ☐ Pass-thru models available
- ☐ 3" or 6" casters
- ☐ Glass or solid doors
- ☐ Remote option

REFRIGERATION SYSTEM

- Refrigeration system uses R290 refrigerant to comply with all environmental concerns
- Automatic, non-electric defrost
- Epoxy coated evaporator coil

BB48HC Back Bar Refrigerators: Sliding Glass Door Series



3779 Champion Blvd., Winston-Salem, NC 27105
1-888-845-9800 Fax: 1-336-245-6453
Beverage-Air.com sales@bevair.com



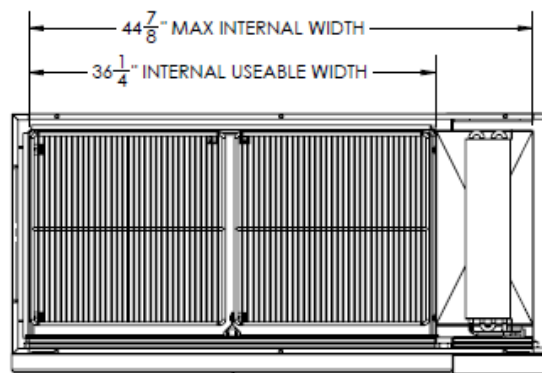
BEVERAGE-AIR

Bar Equipment-Back Bar Refrigerator Sliding Glass Doors Food Rated

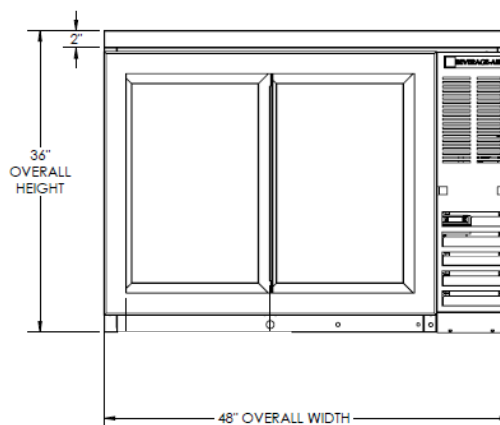
Model: BB48HC-1-F-GS-B-27, BB48HC-1-F-GS-S-27

MODEL	BB48HC-1-F-GS-B-27	BB48HC-1-F-GS-S-27
EXTERNAL DIMENSIONAL DATA		
Width Overall	48"	48"
Depth Overall	23 3/4"	23 3/4"
Height Overall	36"	36"
Number of Doors	2	2
Door Opening (in)	-	-
INTERNAL DIMENSIONAL DATA		
NET Capacity (cubic ft.)	12.4	12.4
Internal Width Overall (in)	36 1/4"	36 1/4"
Internal Depth Overall (in)	18 1/4"	18 1/4"
Internal Height Overall (in)	28"	28"
Number of Shelves	4	4
Number of Kegs	2	2
ELECTRICAL DATA		
Full Load Amperes 115/60/1	2.5	2.5
REFRIGERATION DATA		
Horsepower	1/4	1/4
Capacity (BTU/Hr)*	1702	1702
WEIGHT DATA		
Gross Weight (Crated lbs)	292 lbs	300 lbs
Height - Crated	43"	43"
Width - Crated	51"	51"
Depth - Crated	27"	27"

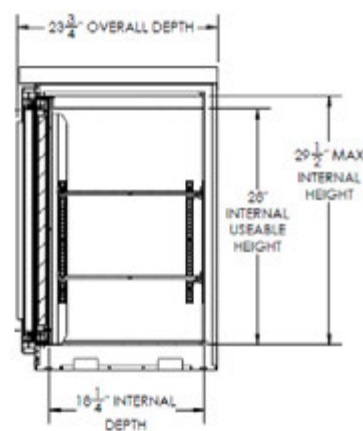
Model Views



Plan View



Elevation View



Side View

ELECTRICAL CONNECTION

Units pre-wired at factory and include 8' long cord and plug set.



115/60/1
NEMA-5-15P

