



BEVERAGE-AIR

Project: _____	AIA# _____
Item: _____	
Location: _____	SIS# _____
Approved: _____	

BB BAR EQUIPMENT - BACK BAR REFRIGERATOR

BB48HC Glass Door Pass-Thru
Hydrocarbon Series

MODELS:

BB48HC-1-G-PT-B
BB48HC-1-G-PT-S

BB48HC Back Bar Refrigerators: Pass-Thru Model

3 Year Parts/Labor Warranty
Additional 4 Year Compressor Warranty

CABINET CONSTRUCTION



BB48HC-1-G-PT-B

- Black or stainless steel exterior
- Interior construction utilizes galvanized steel on walls and ceiling, heavy duty stainless steel floor
- Full electronic control
- Galvanized sub-top standard
- Two (2) epoxy coated shelves per section, standard
- Magnetic door gaskets provide positive door sealing
- Self-closing doors
- Stay-open feature & lock standard
- LED lighting
- Packaged products only
- Balanced, forced air refrigeration system provides rapid chilling of product
- Maintains product temperature between 36°F and 38°F

OPTIONS & ACCESSORIES

- ☐ For Stainless steel interior (refer to -F models)
- ☐ 2" Stainless steel top
- ☐ Wine model (40°-60° models)
- ☐ Wine shelf divider
- ☐ Food rated models available
- ☐ Additional shelves
- ☐ Additional shelf clips
- ☐ 3" or 6" casters
- ☐ 6" Black legs
- ☐ Remote option (Refrigerant must be specified at time of order, see note on back on page)

REFRIGERATION SYSTEM

- Refrigeration system uses R290 refrigerant to comply with all environmental concerns
- Automatic, non-electric defrost
- Epoxy coated evaporator coil



3779 Champion Blvd., Winston-Salem, NC 27105
1-888-845-9800 Fax: 1-336-245-6453
Beverage-Air.com Sales@bevair.com



BEVERAGE-AIR

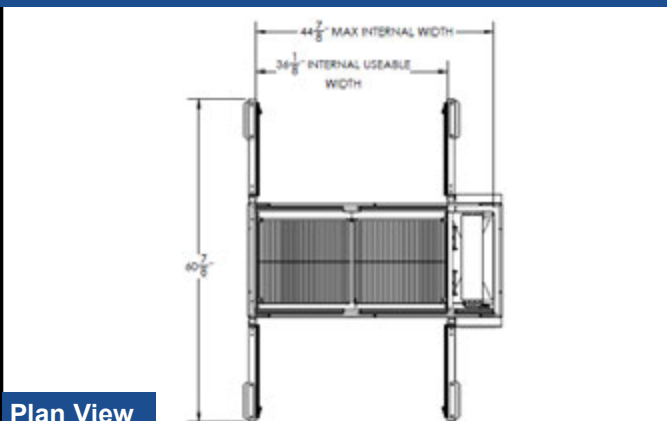
MODEL	BB48HC-1-G-PT-B	BB48HC-1-G-PT-S
EXTERNAL DIMENSIONAL DATA		
Width Overall	48"	48"
Depth Overall with Handles	27 3/8"	27 3/8"
Height Overall	34"	34"
Number of Doors	4	4
Depth with Door Open 90°	60 7/8"	60 7/8"
Door Opening (in)	16 1/2" x 29 1/4"	16 1/2" x 29 1/4"
INTERNAL DIMENSIONAL DATA		
NET Capacity (cubic ft.)	13.6	13.6
Internal Width Overall (in)	36 1/8"	36 1/8"
Internal Depth Overall (in)	19 3/8"	19 3/8"
Internal Height Overall (in)	28"	28"
Number of Shelves	4	4
Number of Kegs	2	2
ELECTRICAL DATA		
Full Load Amperes* 115/60/1	3.1	3.1
REFRIGERATION DATA		
Horsepower*	1/3	1/3
Capacity (BTU/Hr)*	1942	1942
WEIGHT DATA		
Gross Weight (Crated lbs)	316 lbs	314 lbs
Height - Crated	43"	44"
Width - Crated	51"	50"
Depth - Crated	27"	27"

*NOTE: Remote units are field wired and comes with 6' legs. Refrigerant must be specified at time of order.

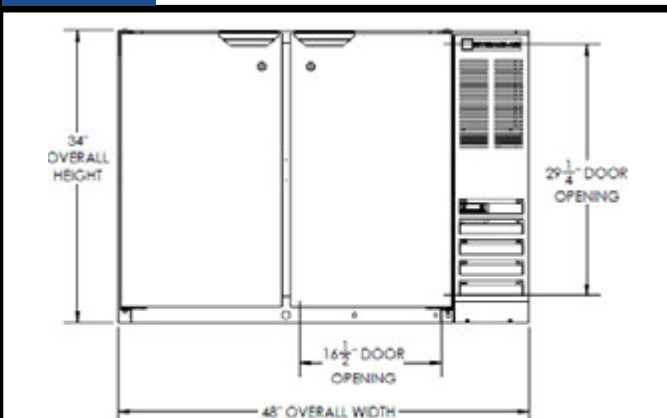
Bar Equipment-Bar Back Refrigerator Glass Door Pass Thru

Models: BB48HC-1-G-PT-B, BB48HC-1-G-PT-S

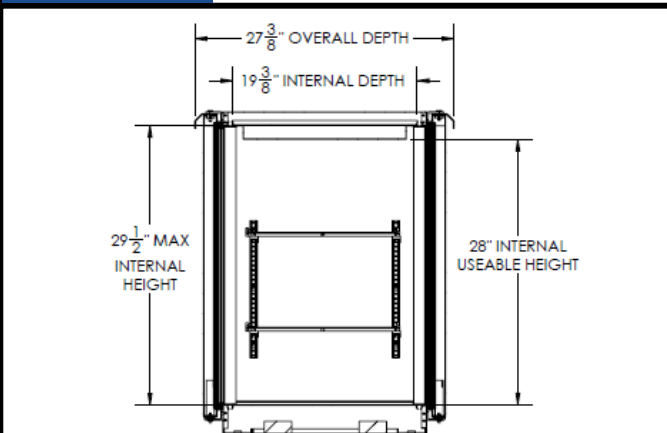
Model Views



Plan View



Elevation View



Side View

ELECTRICAL CONNECTION

Units pre-wired at factory and include 8' long cord and plug set.



115/60/1
NEMA-5-15P



an Ali Group Company



The Spirit of Excellence

3779 Champion Blvd., Winston-Salem, NC 27105
1-888-845-9800 Fax: 1-336-245-6453
Beverage-Air.com sales@bevair.com