



# BEVERAGE-AIR

|                 |            |
|-----------------|------------|
| Project: _____  | AIA# _____ |
| Item: _____     |            |
| Location: _____ | SIS# _____ |
| Approved: _____ |            |

## BB BAR EQUIPMENT - BACK BAR REFRIGERATOR

BB48HC Glass Door Pass-Thru with Stainless Steel Top  
Hydrocarbon Series

### MODELS:

BB48HC-1-G-PT-B-27

BB48HC-1-G-PT-S-27

BB48HC Back Bar Refrigerators: Pass-Thru Model

**3 Year Parts/Labor Warranty**  
**Additional 4 Year Compressor Warranty**

### CABINET CONSTRUCTION

- Black or stainless steel exterior
- Interior construction utilizes galvanized steel on walls and ceiling, heavy duty stainless steel floor
- Full electronic control
- 2" Stainless steel top
- Two (2) epoxy coated shelves per section, standard
- Magnetic door gaskets provide positive door sealing
- Self-closing doors
- Stay-open feature & lock standard
- LED lighting
- Packaged products only
- Balanced, forced air refrigeration system provides rapid chilling of product
- Maintains product temperature between 36°F and 38°F

### OPTIONS & ACCESSORIES

- ☐ For Stainless steel interior (refer to -F models)
- ☐ Wine model (40°-60° models)
- ☐ Wine shelf divider
- ☐ Sliding glass doors
- ☐ Food rated models available
- ☐ Underbar models available
- ☐ Additional shelves
- ☐ Additional shelf clips
- ☐ 3" or 6" casters
- ☐ 6" Black legs
- ☐ Remote option (Refrigerant must be specified at time of order, see note on back on page)

### REFRIGERATION SYSTEM

- Refrigeration system uses R290 refrigerant to comply with all environmental concerns
- Automatic, non-electric defrost
- Epoxy coated evaporator coil



**BB48HC-1-G-PT-B-27**  
(Black model shown)



3779 Champion Blvd., Winston-Salem, NC 27105  
1-888-845-9800 Fax: 1-336-245-6453  
Beverage-Air.com Sales@bevair.com



# BEVERAGE-AIR

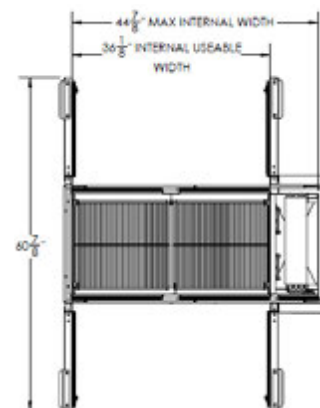
## Bar Equipment-Bar Back Refrigerator Glass Door Pass-Thru with Stainless Steel Top Models: BB48HC-1-G-PT-B-27, BB48HC-1-G-PT-S-27

| MODEL                            | BB48HC-1-G-PT-B-27 | BB48HC-1-G-PT-S-27 |
|----------------------------------|--------------------|--------------------|
| <b>EXTERNAL DIMENSIONAL DATA</b> |                    |                    |
| Width Overall                    | 48"                | 48"                |
| Depth Overall with Handles       | 27 3/8"            | 27 3/8"            |
| Height Overall                   | 36"                | 36"                |
| Number of Doors                  | 4                  | 4                  |
| Depth with Door Open 90°         | 60 7/8"            | 60 7/8"            |
| Door Opening (in)                | 16 1/2" x 29 1/4"  | 16 1/2" x 29 1/4"  |
| <b>INTERNAL DIMENSIONAL DATA</b> |                    |                    |
| NET Capacity (cubic ft.)         | 13.6               | 13.6               |
| Internal Width Overall (in)      | 36 1/8"            | 36 1/8"            |
| Internal Depth Overall (in)      | 19 3/8"            | 19 3/8"            |
| Internal Height Overall (in)     | 28"                | 28"                |
| Number of Shelves                | 4                  | 4                  |
| Number of Kegs                   | 2                  | 2                  |
| <b>ELECTRICAL DATA</b>           |                    |                    |
| Full Load Amperes* 115/60/1      | 3.1                | 3.1                |
| <b>REFRIGERATION DATA</b>        |                    |                    |
| Horsepower*                      | 1/3                | 1/3                |
| Capacity (BTU/Hr)*               | 1942               | 1942               |
| <b>WEIGHT DATA</b>               |                    |                    |
| Gross Weight (Crated lbs)        | 334 lbs            | 334 lbs            |
| Height - Crated                  | 40"                | 43"                |
| Width - Crated                   | 51"                | 50"                |
| Depth - Crated                   | 26 1/2"            | 27"                |

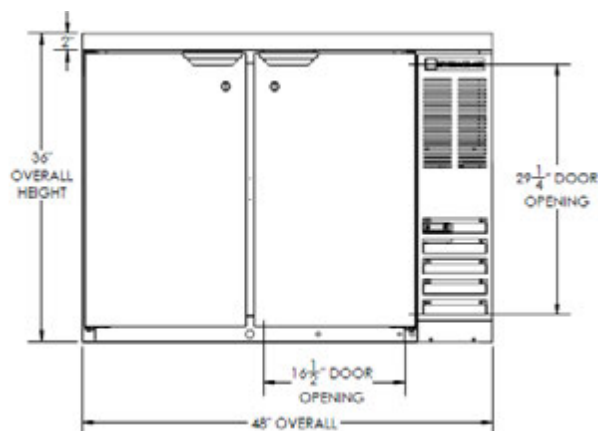
\*NOTE: Remote units are field wired and comes with 6" legs. Refrigerant must be specified at time of order.

### Model Views

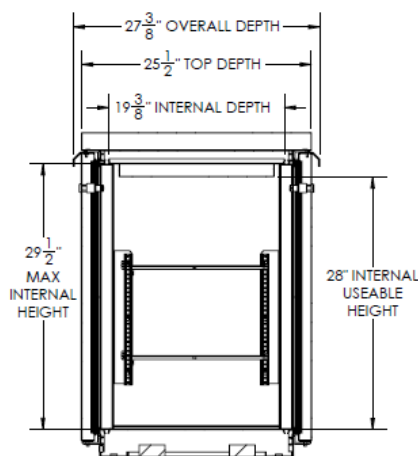
Plan View



Elevation View



Side View



### ELECTRICAL CONNECTION

Units pre-wired at factory and include 8' long cord and plug set.



115/60/1  
NEMA-S-15P



an Ali Group Company



The Spirit of Excellence

3779 Champion Blvd., Winston-Salem, NC 27105  
1-888-845-9800 Fax: 1-336-245-6453  
Beverage-Air.com sales@bevair.com