



BEVERAGE-AIR

Project: _____	AIA# _____
Item: _____	
Location: _____	SIS# _____
Approved: _____	

BB BAR EQUIPMENT - BACK BAR REFRIGERATOR

BB68HC Glass Door
Hydrocarbon Series

MODEL:
BB68HC-1-G-B
BB68HC-1-G-S

BB68HC Back Bar Refrigerators: Glass Door Series



BB68HC-1-G-B



BB68HC-1-G-S

3 Year Parts/Labor Warranty
Additional 4 Year Compressor Warranty

CABINET CONSTRUCTION

- Exterior black or stainless steel front and door, gray painted sides
- Interior construction utilizes galvanized steel on walls and ceiling, heavy duty stainless steel floor
- Full electronic control
- Stainless steel top
- Two (2) epoxy coated shelves per section, standard
- Self-closing doors
- Stay-open feature & lock standard
- Magnetic door gaskets provide positive door sealing
- Field reversible doors
- LED lighting
- Packaged products only
- Compressor available on left or right, specify at time of unit order
- Balanced, forced air refrigeration system provides rapid chilling of product
- Maintains product temperature between 36°F and 38°F

OPTIONS & ACCESSORIES

- ☐ For Stainless steel interior (refer to -F models)
- ☐ Wine model (40°-60° models)
- ☐ Wine shelf divider
- ☐ Sliding glass doors
- ☐ Food rated models available
- ☐ Additional shelves
- ☐ Additional shelf clips
- ☐ 3" or 6" casters
- ☐ 6" Black legs
- ☐ Remote option (Refrigerant must be specified at time of order, see note on back on page)

REFRIGERATION SYSTEM

- Refrigeration system uses R290 refrigerant to comply with all environmental concerns
- Automatic, non-electric defrost
- Epoxy coated evaporator coil



3779 Champion Blvd., Winston-Salem, NC 27105
1-888-845-9800 Fax: 1-336-245-6453
Beverage-Air.com Sales@bevair.com



BEVERAGE-AIR

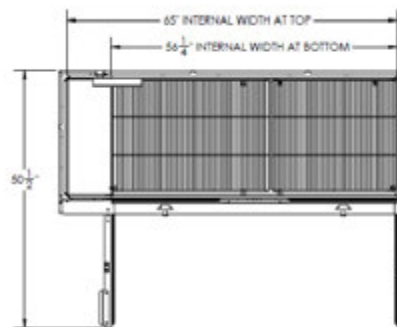
MODEL	BB68HC-1-G-B	BB68HC-1-G-S
EXTERNAL DIMENSIONAL DATA		
Width Overall	69"	69"
Depth Overall with Handles	29 1/8"	29 1/8"
Height Overall	37 1/4"	37 1/4"
Number of Doors	2	2
Depth with Door Open 90°	50 1/2"	50 1/2"
Door Opening (in)	20 7/8" x 30"	20 7/8" x 30"
INTERNAL DIMENSIONAL DATA		
NET Capacity (cubic ft.)	25.93	25.93
Internal Width Overall (in)	56 1/4"	56 1/4"
Internal Depth Overall (in)	23"	23"
Internal Height Overall (in)	32"	32"
Number of Shelves	4	4
Number of Kegs	3	3
ELECTRICAL DATA		
Full Load Amperes* 115/60/1	5.3	5.3
REFRIGERATION DATA		
Horsepower*	1/3	1/3
Capacity (BTU/Hr)*	2392	2392
WEIGHT DATA		
Gross Weight (Crated lbs)	401 lbs	401 lbs
Height - Crated	41 1/4"	41 1/4"
Width - Crated	72"	72"
Depth - Crated	31 1/4"	31 1/4"

*NOTE: Remote units are field wired and comes with 6" legs. Refrigerant must be specified at time of order.

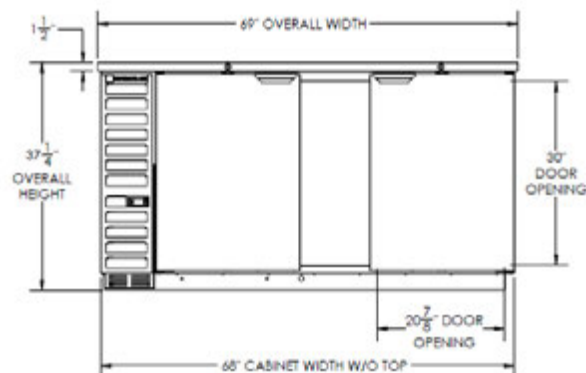
Bar Equipment-Back Bar Refrigerator Glass Door

Model: BB68HC-1-G-B, BB68HC-1-G-S

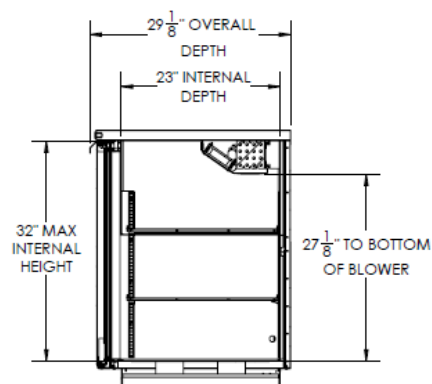
Model Views



Plan View



Elevation View



Side View

ELECTRICAL CONNECTION

Units pre-wired at factory and include 8' long cord and plug set.



115/60/1
NEMA-5-15P



an Ali Group Company



The Spirit of Excellence

3779 Champion Blvd., Winston-Salem, NC 27105
1-888-845-9800 Fax: 1-336-245-6453
Beverage-Air.com sales@bevair.com