



BEVERAGE-AIR

| | |
|-----------------|------------|
| Project: _____ | AIA# _____ |
| Item: _____ | |
| Location: _____ | SIS# _____ |
| Approved: _____ | |

DRAFT BEER EQUIPMENT-DIRECT DRAW DISPENSER

DD36HC Solid Door Single Tower With Dual Faucets
Hydrocarbon Series

MODEL:
DD36HC-1-B
DD36HC-1-S



(black model shown)

3 Year Parts/Labor Warranty
Additional 4 Year Compressor Warranty

CABINET CONSTRUCTION

- Exterior is wear resistant black vinyl coated steel with galvanized steel back or stainless steel with galvanized steel back
- Top is made from heavy-duty stainless steel including drip tray
- Interior is galvanized steel on walls and ceiling, reinforced floor and doorsill are heavy-duty stainless steel
- Full electronic control
- Single tower with dual faucets
- 3-in-1 Draft solution uses a single stainless-steel tap to serve different beverages, such as wine, beer, and coffee (or other non-alcoholic beverages) through silver-lined, anti-microbial tubing that is 100% effective against the top 4 beverage spoiling bacteria
- 3" Stainless steel insulated dispensing tower
- Drain tube located at bottom front of cooler for connection to floor drain
- Door lock
- Self-closing door with 120° stay-open feature
- Magnetic gaskets provide positive door seal
- Field reversible door (hinge kit not included)
- Compressor available on left or right, specify at time of unit order

OPTIONS & ACCESSORIES

- Custom tower hole location
- Drip tray location option
- 1 Half keg option
- Wine/coffee models
- Faucet locks
- Glass rinser
- 3"-6" casters or 6" black legs
- 1-4 Tap tower
- 2, 3 & 4 way manifolds
- Sub-top
- No draft arm/ hole cover option
- Remote option* (see note on back on page)

REFRIGERATION SYSTEM

- Refrigeration system uses R290 refrigerant to comply with all environmental concerns
- Automatic, non-electric defrost
- Epoxy coated evaporator coil
- Maintains product temperatures between 36°F and 38°F

DD36HC DIRECT DRAW DISPENSER



Please verify qualifying units by visiting:
www.energystar.gov/cfs

3779 Champion Blvd., Winston-Salem, NC 27105
1-888-845-9800 Fax: 1-336-245-6453
Beverage-Air.com Sales@bevair.com

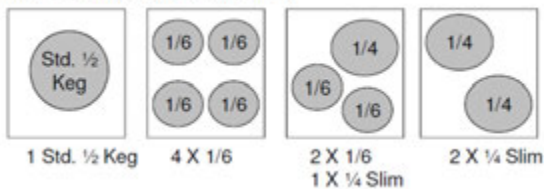


BEVERAGE-AIR

| MODEL | DD36HC-1-B DD36HC-1-S |
|--------------------------------------|--------------------------|
| EXTERNAL DIMENSIONAL DATA | |
| Width Overall | 36" |
| Depth Overall | 24 1/4" |
| Height Overall (floor to top of tap) | 51 1/4" |
| Number of Doors | 1 |
| Depth with Door Open 90° | 50 3/4" |
| Door Opening (in) | 23 7/8" x 29 1/2" |
| INTERNAL DIMENSIONAL DATA | |
| NET Capacity (cubic ft.) | 8.31 |
| Internal Width Overall (in) | 24 1/4" |
| Internal Depth Overall (in) | 18 5/8" |
| Internal Height Overall (in) | 29 1/2" |
| Number of 1/2 Kegs | 1 |
| ELECTRICAL DATA | |
| Full Load Amperes | 2.5 |
| REFRIGERATION DATA | |
| Horsepower* | 1/4 |
| Capacity (BTU/Hr)* | 1702 |
| SHIPPING DATA | |
| Gross Weight - Crated | 250 lbs |
| Height - Crated | 43" |
| Width - Crated | 39" |
| Depth - Crated | 27" |

*NOTE: Remote units are field wired and come with 6" legs.
Refrigerant must be specified at time of order.

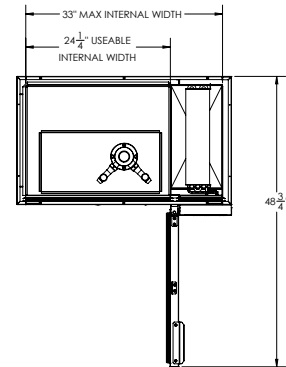
BM23/DD24/DD36 KEG CAPACITY:



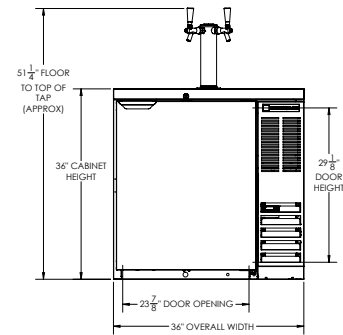
Bar Equipment-Direct Draw Beer Dispenser

Model: DD36HC-1-B, DD36HC-1-S

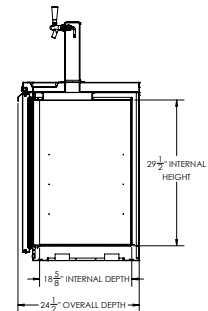
Model Views



PLAN VIEW



ELEVATION VIEW



SIDE VIEW

*ELECTRICAL CONNECTION



115/60/1
NEMA 5-15P

Units pre-wired at factory
and include 8' long cord
and plug set.



3779 Champion Blvd., Winston-Salem, NC 27105 1-888-845-9800 Fax: 1-336-245-6453 Beverage-Air.com Sales@bevair.com

an Ali Group Company



The Spirit of Excellence