



# BEVERAGE-AIR®

Project: _____	AIA# _____
Item: _____	
Location: _____	SIS# _____
Approved: _____	

## DRAFT BEER EQUIPMENT-DIRECT DRAW DISPENSER

MODEL:  
DD50HC-1-C-S

DD50HC Solid Door Club Top Single Tower With Dual Faucets  
Hydrocarbon Series



**3 Year Parts/Labor Warranty**  
**Additional 4 Year Compressor Warranty**

### CABINET CONSTRUCTION

- Exterior stainless steel front & door, gray painted side with galvanized steel back
- Top is made from heavy-duty stainless steel including drip tray
- Interior is galvanized steel on walls and ceiling, reinforced floor and doorsill are heavy-duty stainless steel
- Club top, easy glide stainless steel lid for additional storage of glasses, cans or bottles, includes (1) epoxy coated shelf and (1) basket
- Easy glide stainless steel lid for additional storage of glasses, cans or bottles
- Full electronic control
- Single tower with dual faucets
- 3-in-1 Draft solution uses a single stainless-steel tap to serve different beverages, such as wine, beer, and coffee (or other non-alcoholic beverages) through silver-lined, anti-microbial tubing that is 100% effective against the top 4 beverage spoiling bacteria
- 3" Stainless steel insulated dispensing tower
- Drain tube located at bottom front of cooler for connection to floor drain
- Door locks
- Self-closing door with 120° stay-open feature
- Magnetic gaskets provide positive door seal
- Field reversible door (hinge kit not included)
- Compressor available on left or right, specify at time of unit order

### OPTIONS & ACCESSORIES

- Stainless steel interior lining
- Stainless steel back
- Shelves
- Shelf clips
- Custom tower hole location
- Drip tray location option
- Wine/coffee models
- Faucet locks
- Glass rinser
- 3"-6" casters or 6" black legs
- 1- 6 Tap tower
- 2, 3 & 4 way manifolds
- Dual tap placement option
- No draft/hole cover option
- Remote option\* (see note on back on page)

### REFRIGERATION SYSTEM

- Refrigeration system uses R290 refrigerant to comply with all environmental concerns
- Automatic, non-electric defrost
- Epoxy coated evaporator coil
- Maintains product temperatures between 36°F and 38°F

DD50HC DIRECT DRAW DISPENSER



Please verify qualifying units by visiting:  
[www.energystar.gov/cfs](http://www.energystar.gov/cfs)

3779 Champion Blvd., Winston-Salem, NC 27105  
1-888-845-9800 Fax: 1-336-245-6453  
Beverage-Air.com Sales@bevair.com

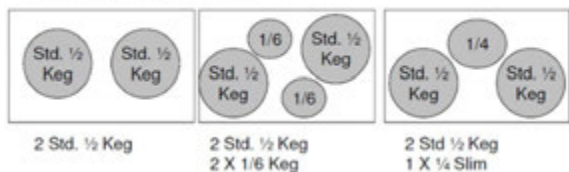


# BEVERAGE-AIR

MODEL	DD50HC-1-C-S
<b>EXTERNAL DIMENSIONAL DATA</b>	
Width Overall	50 1/2"
Depth Overall	29"
Height Overall (floor to top of tap)	52 1/2"
Number of Doors	2
Depth with Door Open 90°	46 3/4"
Door Opening (in)	17 1/8" x 30"
<b>INTERNAL DIMENSIONAL DATA</b>	
NET Capacity (cubic ft.)	17.86
Internal Width Overall (in)	37 3/4"
Internal Depth Overall (in)	23 1/8"
Internal Height Overall (in)	27 3/8"
Number of 1/2 Kegs	2
<b>ELECTRICAL DATA</b>	
Full Load Amperes	2.5
<b>REFRIGERATION DATA</b>	
Horsepower*	1/4
Capacity (BTU/Hr)*	1702
<b>SHIPPING DATA</b>	
Gross Weight - Crated	310 lbs
Height - Crated	42"
Width - Crated	53"
Depth - Crated	31"

\*NOTE: Remote units are field wired and come with 6" legs.  
Refrigerant must be specified at time of order.

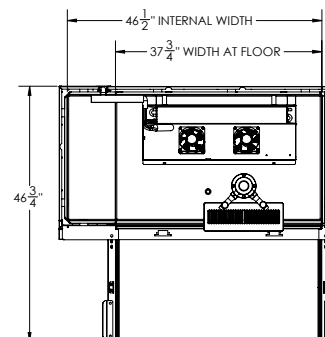
#### DD48/DD50 KEG CAPACITY



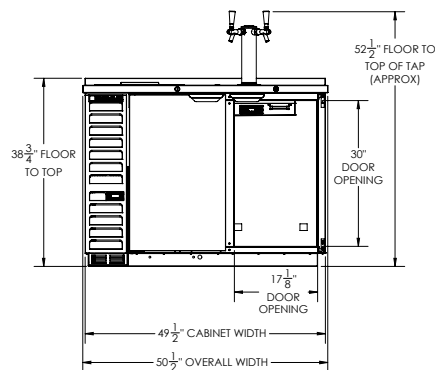
## Bar Equipment-Direct Draw Beer Dispenser

Model: DD50HC-1-C-S

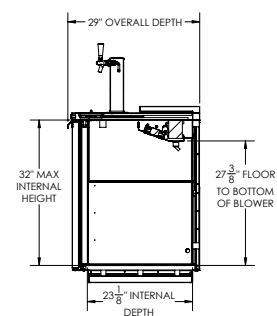
### Model Views



### PLAN VIEW



### ELEVATION VIEW



### SIDE VIEW

### \*ELECTRICAL CONNECTION



115/60/1  
NEMA 5-15P

Units pre-wired at factory  
and include 8' long cord  
and plug set.



3779 Champion Blvd., Winston-Salem, NC 27105 1-888-845-9800 Fax: 1-336-245-6453 Beverage-Air.com Sales@beva.com

an Ali Group Company



The Spirit of Excellence