



# BEVERAGE-AIR

Project: _____	AIA#
Item: _____	
Location: _____	SIS#
Approved: _____	

## DRAFT BEER EQUIPMENT-DIRECT DRAW DISPENSER

MODEL:  
DD72HC-1-S

DD72HC Solid Door Dual Tower With Dual Faucets  
Hydrocarbon Series



**3 Year Parts/Labor Warranty**  
**Additional 4 Year Compressor Warranty**

### CABINET CONSTRUCTION

- Stainless steel exterior
- Top is made from heavy-duty stainless steel including drip tray
- Interior is galvanized steel on walls and ceiling, reinforced floor is heavy-duty stainless steel
- Full electronic control
- Dual towers with dual faucets
- 3-in-1 Draft solution uses a single stainless-steel tap to serve different beverages, such as wine, beer, and coffee (or other non-alcoholic beverages) through silver-lined, anti-microbial tubing that is 100% effective against the top 4 beverage spoiling bacteria
- 3" Stainless steel insulated dispensing tower
- Drain tube located at bottom front of cooler for connection to floor drain
- Door locks
- Self-closing door with 120° stay-open feature
- Magnetic gaskets provide positive door seal
- Field reversible door (hinge kit not included)
- Compressor available on left or right, specify at time of unit order

### OPTIONS & ACCESSORIES

- Stainless steel interior
- Stainless steel back
- Shelves
- Shelf clips
- Custom tower hole location
- Drip tray location option
- Wine models
- Faucet locks
- Glass rinser
- 3"-6" casters or 6" black legs
- 1- 6 Tap tower
- 2, 3 & 4 way manifolds
- Dual tap placement option
- No draft/hole cover option
- Remote option\* (see note on back on page)

### REFRIGERATION SYSTEM

- Refrigeration system uses R290 refrigerant to comply with all environmental concerns
- Automatic, non-electric defrost
- Epoxy coated evaporator coil
- Maintains product temperatures between 36°F and 38°F

DD72HC DIRECT DRAW DISPENSER



Please verify qualifying units by visiting:  
[www.energystar.gov/cfs](http://www.energystar.gov/cfs)

3779 Champion Blvd., Winston-Salem, NC 27105  
1-888-845-9800 Fax: 1-336-245-6453  
Beverage-Air.com Sales@bevair.com

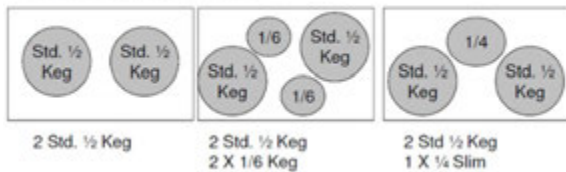


# BEVERAGE-AIR

MODEL	DD72HC-1-S
<b>EXTERNAL DIMENSIONAL DATA</b>	
Width Overall	72"
Depth Overall	24 <sup>3</sup> / <sub>8</sub> "
Height Overall (floor to top of tap)	51 <sup>1</sup> / <sub>4</sub> "
Number of Doors	3
Depth with Door Open 90°	42 <sup>5</sup> / <sub>8</sub> "
Door Opening (in)	17 <sup>3</sup> / <sub>4</sub> " x 29 <sup>1</sup> / <sub>4</sub> "
<b>INTERNAL DIMENSIONAL DATA</b>	
NET Capacity (cubic ft.)	19.95
Internal Width Overall (in)	60 <sup>1</sup> / <sub>4</sub> "
Internal Depth Overall (in)	18 <sup>3</sup> / <sub>4</sub> "
Internal Height Overall (in)	27 <sup>1</sup> / <sub>8</sub> "
Number of 1/2 Kegs	3
<b>ELECTRICAL DATA</b>	
Full Load Amperes	3.1
<b>REFRIGERATION DATA</b>	
Horsepower*	1/3
Capacity (BTU/Hr)*	1942
<b>SHIPPING DATA</b>	
Gross Weight - Crated	424 lbs
Height - Crated	40"
Width - Crated	75"
Depth - Crated	26"

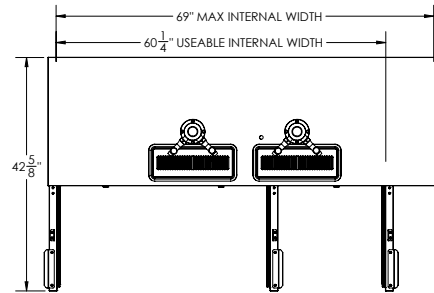
\*NOTE: Remote units are field wired and come with 6" legs.  
Refrigerant must be specified at time of order.

#### DD48/DD50 KEG CAPACITY

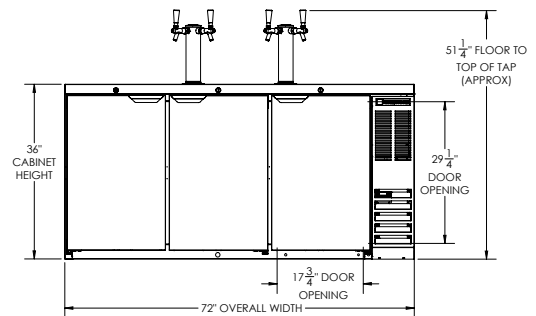


## Bar Equipment-Direct Draw Beer Dispenser Model: DD72HC-1-S

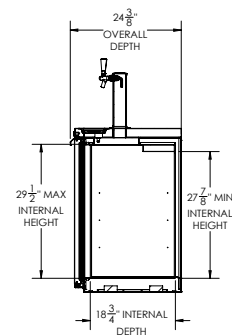
### Model Views



### PLAN VIEW



### ELEVATION VIEW



### SIDE VIEW

### \*ELECTRICAL CONNECTION



115/60/1  
NEMA 5-15P

Units pre-wired at factory  
and include 8' long cord  
and plug set.



3779 Champion Blvd., Winston-Salem, NC 27105 1-888-845-9800 Fax: 1-336-245-6453 Beverage-Air.com Sales@beveair.com

an Ali Group Company



The Spirit of Excellence