



BEVERAGE-AIR

Project: _____	AIA# _____
Item: _____	
Location: _____	SIS# _____
Approved: _____	

MARKETMAX REFRIGERATOR

MMR44HC Black Hinged Double Glass Door
Hydrocarbon Series

MODEL:
MMR44HC-1-B

MMR44HC HINGED GLASS DOOR: MERCHANDISER SERIES



3 Year Parts/Labor Warranty
Additional 4 Year Compressor Warranty

CABINET CONSTRUCTION

- Exterior finish is heavy-duty steel with a black baked on durable coating
- Heavy-duty interior construction includes white coated steel walls
- Modern one-piece grille
- Full electronic control
- Refrigerator have double pane lowE argon filled glass doors
- Self-closing doors with 120° stay-open feature
- Snap-in gaskets, easy to remove for cleaning or replacement
- Field reversible doors (hinge kit not included)
- LED lighting
- Brightly lighted sign panel
- Five (5) heavy-duty epoxy coated wire shelves per door section
- Four (4) shelf clips included per shelf
- Self-contained bottom mount refrigeration system

OPTIONS & ACCESSORIES

- White or stainless steel exterior option
- Black or stainless steel interior option
- Wine models available
- Shelves black or white
- Shelf clips
- Flow track
- Gravity track
- Price tag molding
- Electronic lock models (swing doors only)
- 3" - 6" Casters or 6" seismic/flanged legs
- Door locks
- Custom signage & decals
- Remote option* (see note on back on page)

REFRIGERATION SYSTEM

- Uses environmentally friendly, energy efficient R290, and meets all regulatory requirements for CARB, SNAP, DOE & more
- Adaptive defrost
- Epoxy coated evaporator coil
- Maintains product temperatures between 36°F and 38°F



Please verify qualifying units by visiting:
www.energystar.gov/cfs

3779 Champion Blvd., Winston-Salem, NC 27105
1-888-845-9800 Fax: 1-336-245-6453
Beverage-Air.com Sales@bevair.com



BEVERAGE-AIR

MODEL	MMR44HC-1-B
EXTERNAL DIMENSIONAL DATA	
Width Overall	47"
Depth Overall with Handle	33 1/2"
Height Overall	78"
Number of Doors	2
Depth With Door Open 90°	53 1/2"
Door Opening (in)	20 1/8" x 52 5/8"
INTERNAL DIMENSIONAL DATA	
NET Capacity (cubic ft.)	40.2
Internal Width Overall (in)	44"
Internal Depth Overall (in)	26"
Internal Height Overall (in)	61 5/8"
Internal Height Useable (in)	53"
Number of Shelves	10
ELECTRICAL DATA	
Full Load Amperes 115/60/1	5.4
REFRIGERATION DATA	
Horsepower	1/3
Capacity (BTU/Hr)*	2392
SHIPPING DATA	
Gross Weight - Crated	544 lbs
Height - Crated	85"
Width - Crated	49"
Depth - Crated	36"

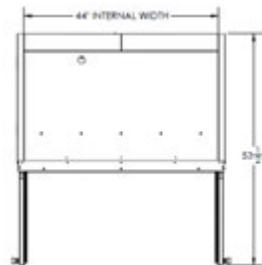
*NOTE: Remote units are field wired and comes with 6" legs. Refrigerant must be specified at time of order.

MMR Refrigerator Double Glass Door

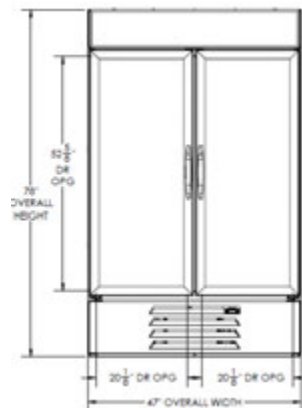
Model: MMR44HC-1-B

Model Views

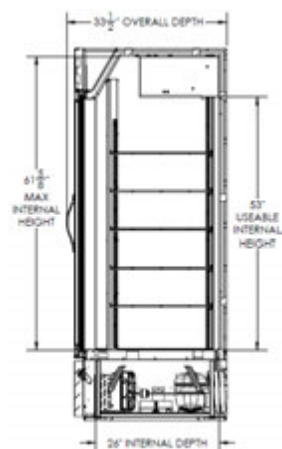
Required Clearance: Top 6", Rear 3", Sides 0"



Plan View



Elevation View



Side View

ELECTRICAL CONNECTION

Unit pre-wired at factory and include 8' long cord and plug set.



115/60/1
NEMA-5-15P



3779 Champion Blvd., Winston-Salem, NC 27105 1-888-845-9800 Fax: 1-336-245-6453 Beverage-Air.com Sales@bevair.com

an Ali Group Company



The Spirit of Excellence