



BEVERAGE-AIR

Project: _____	AIA# _____
Item: _____	
Location: _____	SIS# _____
Approved: _____	

MARKETEER™ MERCHANDISERS

MT23 White Hinged Door Model
Hydrocarbon Series

MODEL:
MT23-1W

MT23™ MERCHANDISER: HINGED DOOR MODEL



3 Year Parts/Labor Warranty
Additional 4 Year Compressor Warranty

CABINET CONSTRUCTION

- Standard cabinet exterior finish is heavy duty steel with a white baked on durable coating
- Heavy duty interior construction includes white coated steel
- Electronic temperature control
- Modern one piece grill
- Double pane lowE argon filled glass doors feature outside pane that is tempered for added safety
- Door lock standard
- Self-closing hinged glass door features, pocket door handle
- LED lighting
- Five (5) epoxy coated shelves standard.
- 2" Leveling feet

OPTIONS & ACCESSORIES

- Extra shelves & clips
- 3" Casters
- Visislide shelving kit

REFRIGERATION SYSTEM

- Uses environmentally friendly, energy efficient R290 refrigerant, and meets all regulatory requirements for CARB, SNAP, DOE & more
- Condenser is designed to be low maintenance, and energy efficient.
- Automatic, non-electric defrost
- Epoxy coated evaporator coil



Please verify qualifying units by visiting:
www.energystar.gov/cfs

3779 Champion Blvd., Winston-Salem, NC 27105
1-888-845-9800 Fax: 1-336-245-6453
Beverage-Air.com Sales@bevair.com



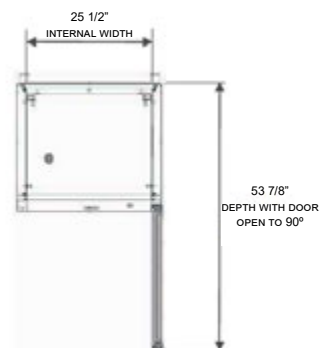
BEVERAGE-AIR

MODEL	MT23-1W
EXTERNAL DIMENSIONAL DATA	
Width Overall	29 1/2"
Depth Overall	25 13/16"
Height Overall	78 5/16"
Number of Doors	1
Depth with Door Open 90°	53 7/8"
Clear Door Opening (in)	25 5/8" x 60 1/4"
INTERNAL DIMENSIONAL DATA	
NET Capacity (cubic ft.)	19.20
Capacity 20 oz.	240
Internal Width Overall (in)	25 1/2"
Internal Depth Overall (in)	19 3/8"
Internal Height Overall (in)	60 1/2"
Internal Height Useable (in)	54 3/8"
Number of Shelves	5
ELECTRICAL DATA	
Full Load Amperes 115/60/1	7.0
REFRIGERATION DATA	
Horsepower	1/3
Energy Consumption	1.820 kWh/day
SHIPPING DATA	
Gross Weight - Crated	324 lbs
Height - Crated	84 1/2"
Width - Crated	32 1/4"
Depth - Crated	29"

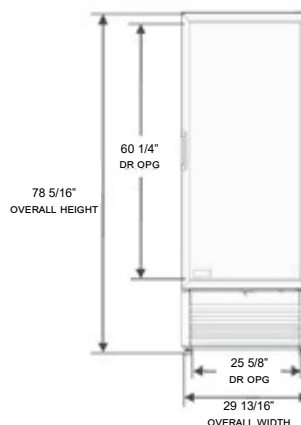
Glass Hinged Door Model

Model: MT23-1W

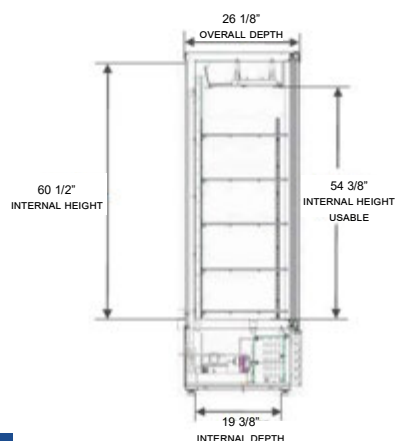
Model Views



Plan View



Elevation View



Side View

ELECTRICAL CONNECTION

Units pre-wired at factory and include 8' long cord and plug set.



3779 Champion Blvd., Winston-Salem, NC 27105 1-888-845-9800 Fax: 1-336-245-6453 Beverage-Air.com Sales@bevair.com

an Ali Group Company

