



# BEVERAGE-AIR

Project: _____	AIA# _____
Item: _____	
Location: _____	SIS# _____
Approved: _____	

## P-SERIES WARMING CABINET

### PH1 Solid Door Pass-Thru Warming Cabinet

**MODEL:**  
**PH1-1S-PT**



**3 Year Parts/Labor Warranty**  
**Additional 2 Year Compressor Warranty**

#### CABINET CONSTRUCTION

- Exterior stainless steel front and side (galvanized top, back and bottom)
- Interior is made of corrosion resistant aluminum
- Operational indicator panel contains thermometer and adjustable thermostat control which is accurately calibrated from 80°F to 180°F
- Manually controlled humidity vents are provided in the top of the cabinet
- Self closing doors with safety stops
- Heavy-duty cylinder lock and self-adjusting magnetic gasket
- Stainless steel breaker
- Cam-lift hinges
- Three (3) silver freeze shelves
- 6" Adjustable legs standard

#### OPTIONS & ACCESSORIES

- Pan slides
- 3" or 6" Casters

#### ELECTRICAL SYSTEM

- 15 AMP breaker required for single door units
- Strip type 750-watt heating elements, operating on 208-240/60/1, having a total of 1500 watts per compartment.
- Externally mounted blower system maintains even temperature through out the food zone area.

**PH1 P-SERIES: WARMING CABINET**



3779 Champion Blvd., Winston-Salem, NC 27105  
1-888-845-9800 Fax: 1-336-245-6453  
Beverage-Air.com sales@bevair.com

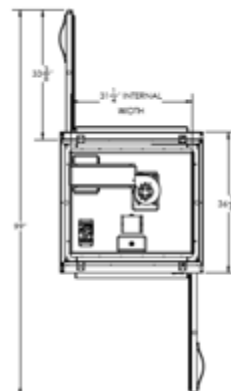


# BEVERAGE-AIR

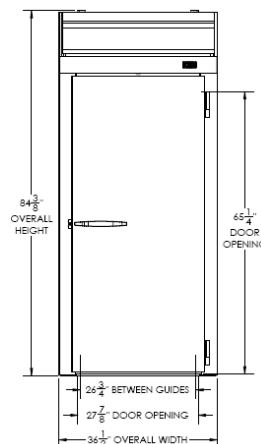
MODEL	PH1-1S-PT
<b>EXTERNAL DIMENSIONAL DATA</b>	
Width Overall	36 1/2"
Depth Overall with Handle	39 7/8"
Height Overall	84 3/8"
Number of Doors	2
Depth with Door Open 90°	99"
Door Opening (in)	27 7/8" x 65 1/4"
<b>INTERNAL DIMENSIONAL DATA</b>	
NET Capacity (cubic ft.)	22.9
Internal Width Overall (in)	31 1/4"
Internal Depth Overall (in)	26"
Internal Height Overall (in)	66 1/4"
<b>ELECTRICAL DATA</b>	
Cabinet Voltage 208-240/60/1	208-240/60/1
Total AMPS	5.9/6.8
Feed Wires	2
Heater Watts per section (@240V)	1500
Total Wattage (Heaters & Fan @240V)	1500
<b>WEIGHT DATA</b>	
Gross Weight (Crated lbs)	340 lbs
Height - Crated	82"
Width - Crated	29 1/2"
Depth - Crated	37 1/2"

## Warming Cabinet Model: PH1-1S-PT

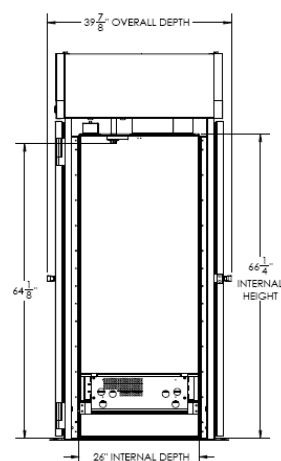
### Model Views



Plan View



Elevation View



Side View

### ELECTRICAL CONNECTION



208-240/60/1  
NEMA 6-20A

Units pre-wired at  
factory and include 8'  
long cord and plug set.



an Ali Group Company



The Spirit of Excellence

3779 Champion Blvd., Winston-Salem, NC 27105  
1-888-845-9800 Fax: 1-336-245-6453  
Beverage-Air.com sales@bevair.com