



# BEVERAGE-AIR

Project: \_\_\_\_\_  
Item: \_\_\_\_\_  
Location: \_\_\_\_\_  
Approved: \_\_\_\_\_

AIA#

SIS#

## P-SERIES TOP MOUNT REFRIGERATOR

PR1HC-1AHS Half-Solid Door Reach-In  
Hydrocarbon Series

MODEL:  
PR1HC-1AHS



**3 Year Parts/Labor Warranty**  
**Additional 4 Year Compressor Warranty**

### CABINET CONSTRUCTION

- Exterior stainless steel front and side (galvanized top, bottom & back)
- Interior is made of corrosion resistant aluminum
- Stainless steel door liner
- Full electronic control
- Expansion valve technology
- Variable speed compressor technology
- Self-closing doors with 120° stay-open feature
- 22 Gauge stainless steel half doors
- LED interior light
- Cylinder locks
- Snap-in magnetic gaskets for positive door seal
- Hinged front shroud
- Energy saving thermal breaker
- Stainless steel breaker caps
- Heavy-duty epoxy wire coated shelves
- 6" High adjustable stainless steel legs
- 8' Cord and plug (see electrical data for details)

### OPTIONS & ACCESSORIES

- Stainless steel case back
- Additional shelves
- 3" or 6" casters
- 6" Seismic legs
- Tray slides (type A & A/C)
- Door swing orientation (at time of order)
- Remote option\* (see note back on page)

### REFRIGERATION SYSTEM

- Uses environmentally friendly, energy efficient R290 refrigerant, and meets all regulatory requirements for CARB, SNAP, DOE & more
- Adaptive defrost
- Epoxy coated evaporator coil, located out of the food zone
- Refrigerator capable of maintaining product temperature 36°F to 38°F

PR1HC Top Mount Refrigerator



Please verify qualifying units by visiting:  
[www.energystar.gov/cfs](http://www.energystar.gov/cfs)

3779 Champion Blvd., Winston-Salem, NC 27105  
1-888-845-9800 Fax: 1-336-245-6453  
Beverage-Air.com Sales@bevair.com



# BEVERAGE-AIR®

MODEL	PR1HC-1AHS
<b>EXTERNAL DIMENSIONAL DATA</b>	
Width Overall	26 1/2"
Depth Overall with Handle	34 3/4"
Height Overall	84 1/8"
Number of Doors	2
Depth with Door Open 90°	56 7/8"
Door Opening (in)	21 1/2" x 25 1/4"
<b>INTERNAL DIMENSIONAL DATA</b>	
NET Capacity (cubic ft.)	21.01
Internal Width Overall (in)	22 1/2"
Internal Depth Overall (in)	26"
Internal Height Overall (in)	56 5/8"
No. of Shelves	3
<b>ELECTRICAL DATA</b>	
Full Load Amperes* 115/60/1	6.5
<b>REFRIGERATION DATA</b>	
Horsepower*	1/3
Capacity (BTU/Hr)*	Variable Speed Technology
<b>SHIPPING DATA</b>	
Gross Weight (crated lbs)	390 lbs
Height - Crated	87"
Width - Crated	35"
Depth - Crated	45"

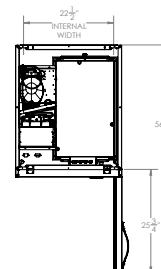
\*NOTE: Remote units are field wired and come with 6" legs.  
Refrigerant must be specified at time of order.

## Top Mount Refrigerator

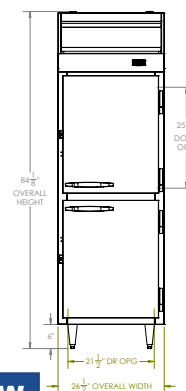
Model: PR1HC-1AHS

### Model Views

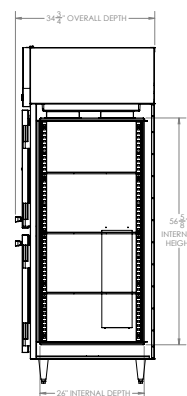
12" Top and 3" side and rear clearance is required



### PLAN VIEW



### ELEVATION VIEW



### SIDE VIEW

## \*ELECTRICAL CONNECTION



115/60/1  
NEMA 5-15P

Units pre-wired at factory  
and include 8' long cord  
and plug set.



an Ali Group Company



3779 Champion Blvd., Winston-Salem, NC 27105  
1-888-845-9800 Fax: 1-336-245-6453  
Beverage-Air.com Sals@bevair.com