



# BEVERAGE-AIR

Project: _____	AIA# _____
Item: _____	
Location: _____	SIS# _____
Approved: _____	

## RI REACH-IN REFRIGERATORS

RI18HC Solid Door Bottom Mount Refrigerator  
Hydrocarbon Series

**MODELS:**  
RI18HC



**3 Year Parts/Labor Warranty**  
**Additional 4 Year Compressor Warranty**

### CABINET CONSTRUCTION

- Stainless steel exterior and interior
- Full electronic control
- Interior LED Light
- Four (4) shelves standard
- One piece grille
- Self-closing doors with 120° Stay-open feature, on spring loaded hinges
- Snap-in magnetic door gasket
- 3" heavy duty casters standard
- Maintains temperature between 36° and 38°F

### OPTIONS & ACCESSORIES

- Epoxy shelves & clips
- 6" casters or 6" leg optional
- Wire shelf dividers
- Right or left hinged door
- Remote option (see note on back page)

### REFRIGERATION SYSTEM

- Refrigeration system uses R290 refrigerant to comply with all environmental concerns
- Automatic, non-electric defrost
- Epoxy coated evaporator coil

RI18HC BOTTOM MOUNT REACH-INS: RI SERIES MODELS



3779 Champion Blvd., Winston-Salem, NC 27105  
1-888-845-9800 Fax: 1-336-245-6453  
Beverage-Air.com sales@bevair.com



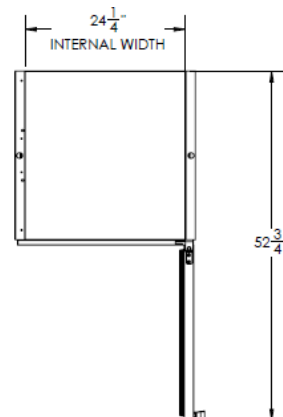
# BEVERAGE-AIR

## Bottom Mount Reach-In Solid Door Models: RI18HC

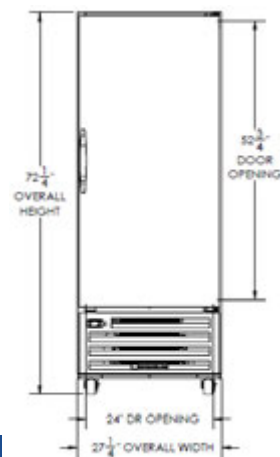
MODEL	RI18HC
<b>EXTERNAL DIMENSIONAL DATA</b>	
Width Overall	27 1/4"
Depth Overall	29 1/8"
Height Overall	72 1/4"
Number of Doors	1
Depth with Door Open 90°	52 3/4"
Door Opening (inches)	24 " x 52 3/4"
<b>INTERNAL DIMENSIONAL DATA</b>	
NET Capacity (cubic ft.)	16.85
Internal Width Overall (in)	24 1/4"
Internal Depth Overall (in)	21 1/4"
Internal Height Overall (in)	Max 53" Min 46 5/8"
Number of Shelves	4
<b>ELECTRICAL DATA</b>	
Full Load Amperes 115/60/1	5.5
<b>REFRIGERATION DATA</b>	
Horsepower	1/4
Capacity BTU	1997
<b>WEIGHT DATA</b>	
Gross Weight (Crated lbs)	322 lbs
Height - Crated	75"
Width - Crated	30"
Depth - Crated	32"

\*NOTE: Remote units are field wired and come with 6" legs. Refrigerant must be specified at time of order.

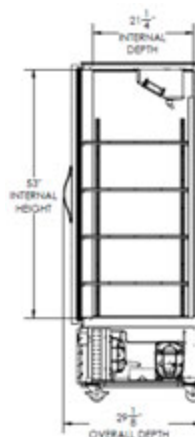
### Model Views



Plan View



Elevation View



Side View

### ELECTRICAL CONNECTION

Unit pre-wired at factory and include 8' long cord and plug set.



115/60/1  
NEMA-5-15P



an Ali Group Company



The Spirit of Excellence

3779 Champion Blvd., Winston-Salem, NC 27105  
1-888-845-9800 Fax: 1-336-245-6453  
Beverage-Air.com sales@bevair.com