



# BEVERAGE-AIR®

Project: _____	AIA# _____
Item: _____	
Location: _____	SIS# _____
Approved: _____	

## FOOD PREPARATION TABLES

**MODEL:**  
**SPE60HC-10-CL**

**SPE60HC Sandwich Prep Table With Clear Lid**  
**Hydrocarbon Series**

**SPE60HC SANDWICH PREP: STANDARD TOP SERIES**



**3 Year Parts/Labor Warranty**  
**Additional 4 Year Compressor Warranty**

### CABINET CONSTRUCTION

- Stainless steel front, sides, top, doors and grille (galvanized back & bottom)
- Interior liner is made of corrosion resistant aluminum
- Full electronic control
- Clear lift-up lid
- Self-closing doors with 120° Stay-open feature, on cartridge style hinges
- Easy door removal for service and cleaning
- Field-reversible doors with snap-in door gaskets
- Painted aluminum door handles
- 6" Casters, with (2) brakes standard
- 10" Wide cutting board constructed of white polyethylene plastic
- Cutting board removable for cleaning
- Two epoxy-coated steel wire shelves per door section standard
- Ten (10) 1/6 4" deep pans constructed of polycarbonate plastic

### OPTIONS & ACCESSORIES

- Stainless steel back
- Stainless steel interior
- Door lock
- Crumb catcher kit
- Richlite cutting board
- Epoxy coated shelves
- Shelf clips
- Shelf dividers
- Bottle organizer
- Bun rack
- Pan supports
- Pan support crossbar
- Pan configuration
- 6" legs or 3" casters
- Low profile casters
- Remote option\* (see note on back page)

### REFRIGERATION SYSTEM

- Uses environmentally friendly, energy efficient R290 refrigerant, and meets all regulatory requirements for CARB, SNAP, DOE & more
- Adaptive defrost
- Epoxy coated evaporator coil
- Enhanced airflow maintains temperatures between 36° - 38°F



  
Please verify qualifying units by visiting:  
[www.energystar.gov/cfs](http://www.energystar.gov/cfs)

3779 Champion Blvd., Winston-Salem, NC 27105  
1-888-845-9800 Fax: 1-336-245-6453  
Beverage-Air.com Sales@bevair.com



# BEVERAGE-AIR®

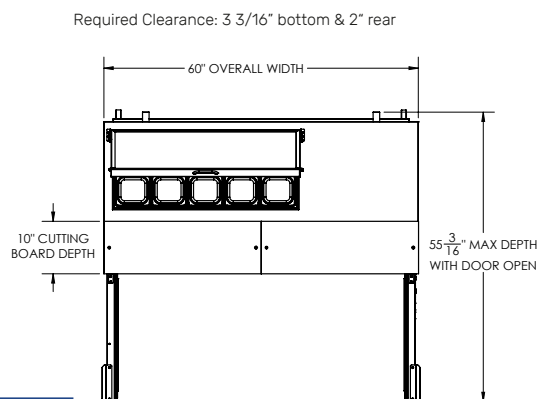
MODEL	SPE60HC-10-CL
<b>EXTERNAL DIMENSIONAL DATA</b>	
Width Overall	60"
Depth Overall	32"
Height Overall with Casters	50 1/2"
Number Doors	2
Depth with Door Open 90°	55 3/16"
Door Opening	22 5/8" x 21 5/8"
Width, Cutting Board	10"
No. of Shelves	4
No. of Pans	10
NET Capacity (cubic ft.)	16.02
<b>ELECTRICAL DATA</b>	
Full Load Amperes	5.4
<b>REFRIGERATION DATA</b>	
Horsepower	1/3
Capacity (BTU/Hr)	1549
<b>SHIPPING DATA</b>	
Gross Weight - Crated	334 lbs
Height - Crated	63"
Width - Crated	49"
Depth - Crated	38"

\*NOTE: Remote units are field wired and come with 6" legs.  
Refrigerant must be specified at time of order.

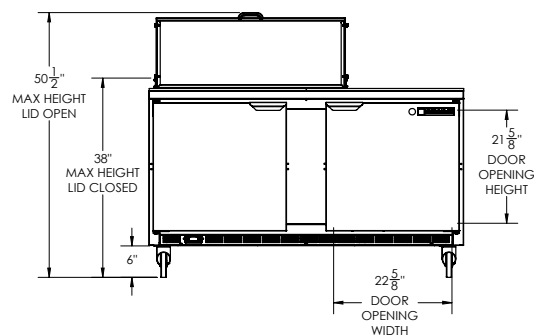
## Food Preparation Table - Standard Top

Model: SPE60HC-10-CL

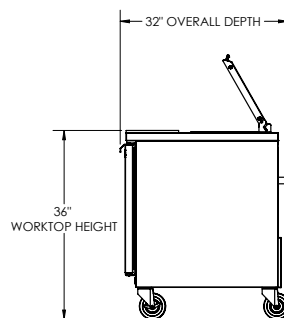
### Model Views



### PLAN VIEW



### ELEVATION VIEW



### \*ELECTRICAL CONNECTION



115/60/1  
NEMA 5-15P

Unit pre-wired at  
factory and include 8'  
long cord and plug set.



3779 Champion Blvd., Winston-Salem, NC 27105 1-888-845-9800 Fax: 1-336-245-6453 Beverage-Air.com Sales@bevair.com

an Ali Group Company



The Spirit of Excellence