



BEVERAGE-AIR®

Project: _____	AIA# _____
Item: _____	
Location: _____	SIS# _____
Approved: _____	

FOOD PREPARATION TABLES

MODEL:
SPE60HC-24M-CL

SPE60HC Sandwich Prep Table Mega Top With Clear Lid
Hydrocarbon Series

SPE60HC SANDWICH PREP: MEGA TOP SERIES



3 Year Parts/Labor Warranty
Additional 4 Year Compressor Warranty

CABINET CONSTRUCTION

- Stainless steel front, sides, top, doors and grille (galvanized back & bottom)
- Interior liner is made of corrosion resistant aluminum
- Full electronic control
- Mega top
- Clear lift-up lid
- Self-closing doors with 120° Stay-open feature, on cartridge style hinges
- Easy door removal for service and cleaning
- Field-reversible doors with snap-in door gaskets
- Painted aluminum door handles
- 6" Casters, with (2) brakes standard
- 10" Wide cutting board constructed of white polyethylene plastic
- Cutting board removable for cleaning
- Two epoxy-coated steel wire shelves per door section standard
- Twenty-Four (24) 1/6 4" deep pans constructed of polycarbonate plastic

OPTIONS & ACCESSORIES

- Stainless steel back
- Stainless steel interior
- Door lock
- Crumb catcher kit
- Richlite cutting board
- Epoxy coated shelves
- Shelf clips
- Shelf dividers
- Bottle organizer
- Bun rack
- Pan supports
- Pan support crossbar
- Pan configuration
- 6" legs or 3" casters
- Low profile casters
- Remote option* (see note on back page)

REFRIGERATION SYSTEM

- Uses environmentally friendly, energy efficient R290 refrigerant, and meets all regulatory requirements for CARB, SNAP, DOE & more
- Adaptive defrost
- Epoxy coated evaporator coil
- Enhanced airflow maintains temperatures between 36° - 38°F




Please verify qualifying units by visiting:
www.energystar.gov/cfs

3779 Champion Blvd., Winston-Salem, NC 27105
1-888-845-9800 Fax: 1-336-245-6453
Beverage-Air.com Sales@bevair.com



BEVERAGE-AIR®

MODEL	SPE60HC-24M-CL
EXTERNAL DIMENSIONAL DATA	
Width Overall	60"
Depth Overall	38 ³ / ₈ "
Height Overall with Casters	56 ¹³ / ₁₆ "
Number Doors	2
Depth with Door Open 90°	55 ³ / ₁₆ "
Door Opening	22 ⁵ / ₈ " x 21 ⁵ / ₈ "
Width, Cutting Board	10"
No. of Shelves	4
No. of Pans	24
NET Capacity (cubic ft.)	16.02
ELECTRICAL DATA	
Full Load Amperes	5.4
REFRIGERATION DATA	
Horsepower	1/3
Capacity (BTU/Hr)	1549
SHIPPING DATA	
Gross Weight - Crated	382 lbs
Height - Crated	49"
Width - Crated	62"
Depth - Crated	38"

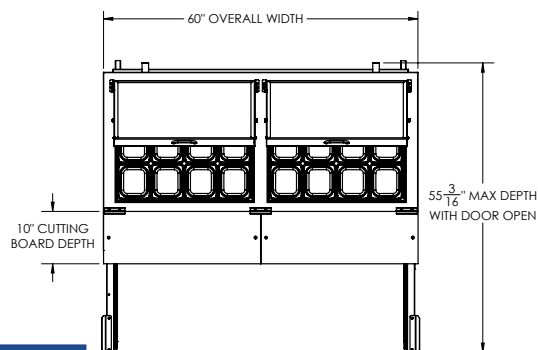
*NOTE: Remote units are field wired and come with 6" legs.
Refrigerant must be specified at time of order.

Food Preparation Table - Mega Top

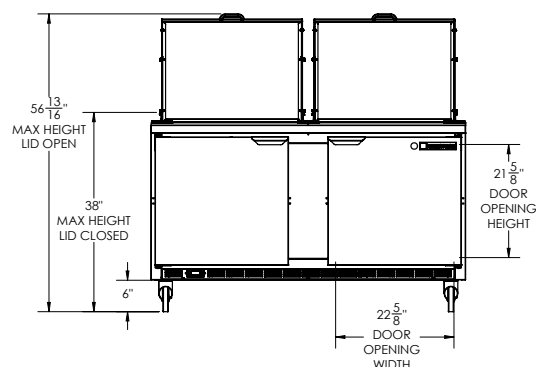
Model: SPE60HC-24M-CL

Model Views

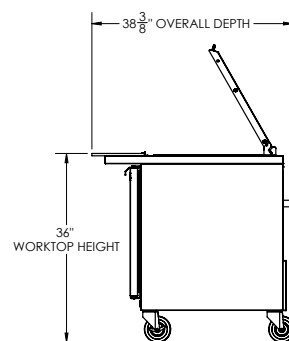
Required Clearance: 3 3/16" bottom & 2" rear



PLAN VIEW



ELEVATION VIEW



*ELECTRICAL CONNECTION



115/60/1
NEMA 5-15P

Unit pre-wired at
factory and include 8'
long cord and plug set.



3779 Champion Blvd., Winston-Salem, NC 27105 1-888-845-9800 Fax: 1-336-245-6453 Beverage-Air.com Sales@bevair.com

an Ali Group Company

