



# BEVERAGE-AIR

Project: _____	AIA# _____
Item: _____	
Location: _____	SIS# _____
Approved: _____	

## SPED ELITE SERIES FOOD PREPARATION TABLES

SPED60HC Sandwich Prep Table with Drawers & 17" Cutting Board  
Hydrocarbon Series

MODELS:  
SPED60HC-08C-4



SPED60HC-8C-4

**3 Year Parts/Labor Warranty**  
**Additional 2 Year Compressor Warranty**

### CABINET CONSTRUCTION

- Stainless steel front, sides, top, drawers, and grille (galvanized steel back & bottom)
- Interior liner is made of corrosion resistant aluminum
- Removable hoods & insulated lid assemblies are made of matching stainless steel
- Painted aluminum drawer handles
- 6" Casters, 2 with brakes standard
- 17" Wide cutting board constructed of white polyethylene plastic
- Cutting board removable for cleaning
- Pans furnished are 4" deep constructed of polycarbonate plastic
- Stainless steel drawer frames supported on telescoping drawer slides
- Drawer slides include locking mechanism that prevents drawers from being inadvertently pulled off cabinet
- Top and bottom drawers accommodate 6" deep pans
- Maintains product temperature between 36° - 38°F

### OPTIONS & ACCESSORIES

- ☐ Stainless steel back options
- ☐ Stainless steel interior options
- ☐ Overshelves (single or double)
- ☐ Crumb catcher
- ☐ Modified pan openings
- ☐ 6" Legs
- ☐ 3" Casters
- ☐ Low profile casters
- ☐ Richlite cutting board
- ☐ Night cover
- ☐ Remote option

### REFRIGERATION SYSTEM

- Refrigeration system uses R290 refrigerant to comply with all environmental concerns
- Automatic, non-electric defrost
- Epoxy coated evaporator coil

SPED60 Elite Series Sandwich Prep: Cutting Top Series



3779 Champion Blvd., Winston-Salem, NC 27105  
1-888-845-9800 Fax: 1-336-245-6453  
Beverage-Air.com sales@bevair.com



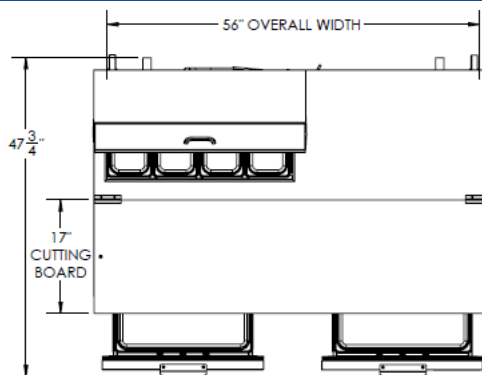
# BEVERAGE-AIR

MODEL	SPED60HC-08-4
<b>EXTERNAL DIMENSIONAL DATA</b>	
Width Overall	60"
Depth Overall	38 3/8"
Height Overall with 6" Casters	45"
Number of Drawers	4
Depth with Drawers Open Extended	Upper 22 5/8" x 11 1/8" Lower 22 5/8" x 7 1/2"
Depth, Cutting Board	17"
<b>INTERNAL DIMENSIONAL DATA</b>	
NET Capacity (cubic ft.)	16.02
Internal Width Overall (in)	56"
Internal Depth Overall (in)	23 1/2"
Internal Depth Useable (in)	Upper 18 1/2" Lower 15 3/8"
Internal Height Overall (in)	23"
Internal Height Useable (in)	16"
Number of Pans	(8) 1/6 size
<b>ELECTRICAL DATA</b>	
Full Load Amperes 115/60/1	5.4
<b>REFRIGERATION DATA</b>	
Horsepower	1/3
Capacity (BTU/Hr)*	1549
<b>WEIGHT DATA</b>	
Gross Weight (Crated lbs)	404 lbs
Height - Crated	48"
Width - Crated	62"
Depth - Crated	38

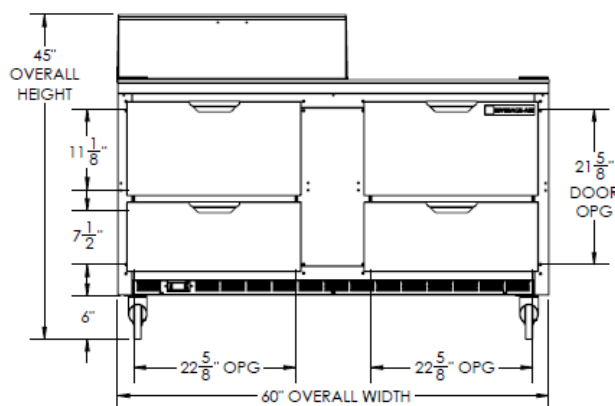
## Food Preparation Table — Cutting Top

Models: SPED60HC-08C-4

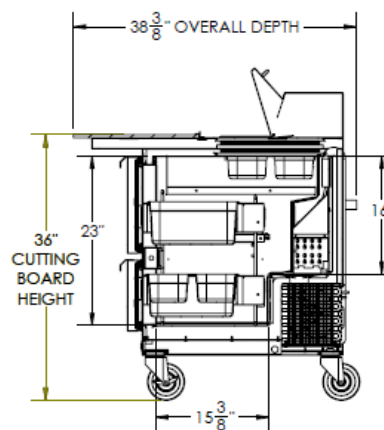
### Model Views



### Plan View



### Elevation View



### Side View

## ELECTRICAL CONNECTION

Units pre-wired at factory and include 8' long cord and plug set.



115/60/1  
NEMA-5-15P



an Ali Group Company



The Spirit of Excellence

3779 Champion Blvd., Winston-Salem, NC 27105  
1-888-845-9800 Fax: 1-336-245-6453  
Beverage-Air.com sales@bevair.com