



BEVERAGE-AIR®

Project: _____	AIA# _____
Item: _____	
Location: _____	SIS# _____
Approved: _____	

WORKTOP FREEZER

MODEL:
WTF67AHC

WTF67AHC Solid Door Freezer
Hydrocarbon Series



3 Year Parts/Labor Warranty
Additional 4 Year Compressor Warranty

CABINET CONSTRUCTION

- Stainless steel front, sides, door and grille (galvanized back & bottom)
- Interior liner is made of corrosion resistant aluminum
- Stainless steel top for added durability
- Full electronic control
- Interior thermometer is standard
- 4" Integrated backsplash
- Self-closing doors with 120° stay-open feature, on lift-off hinges
- Door opening includes low wattage, anti-condensate heaters
- Magnetic gasket attached to each door for positive seal
- 6" Casters, two (2) with brakes standard
- Two (2) epoxy-coated steel wire shelves per door section
- Field-reversible doors

OPTIONS & ACCESSORIES

- Stainless steel back
- Stainless steel interior
- Right or left hinged door
- Locks (solid doors only)
- Bun rack
- Additional shelves
- Shelf clips
- Wire shelf divider
- 3" Casters
- 6" legs (stainless steel, black or seismic/flange)
- Low profile casters
- Roller kit
- Remote option* (see note on back on page)

REFRIGERATION SYSTEM

- Uses environmentally friendly, energy efficient R290 refrigerant, and meets all regulatory requirements for CARB, SNAP, DOE & more
- Adaptive defrost
- Epoxy coated evaporator coil
- Freezers capable of maintaining product temperature of -10°F

WTF67AHC WORKTOP FREEZER



Please verify qualifying units by visiting:
www.energystar.gov/cfs

3779 Champion Blvd., Winston-Salem, NC 27105
1-888-845-9800 Fax: 1-336-245-6453
Beverage-Air.com Sales@bevair.com



BEVERAGE-AIR®

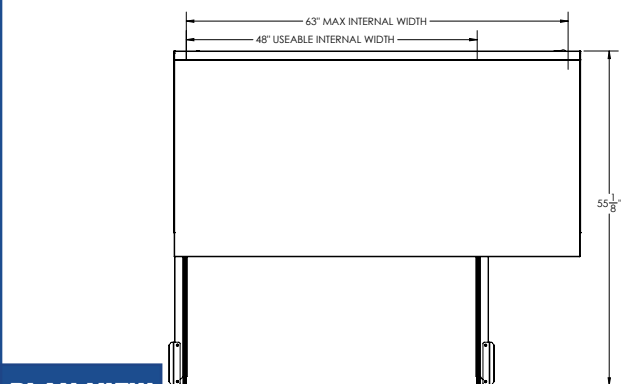
MODEL	WTF67AHC
EXTERNAL DIMENSIONAL DATA	
Width Overall	67"
Depth Overall with Handle & Bumper	34"
Height Overall with 6" Casters	39 1/2"
Number of Doors	2
Depth with Door Open 90°	55 1/8"
Door Opening	23 5/8" x 21 5/8"
INTERNAL DIMENSIONAL DATA	
NET Capacity (cubic ft.)	20.08
Internal Width Overall (in)	48"
Internal Depth Overall (in)	26"
Internal Height Overall (in)	25"
Number of Shelves	4
ELECTRICAL DATA	
Full Load Amperes	8.9
REFRIGERATION DATA	
Horsepower	3/4
Capacity (BTU/Hr)	2312
SHIPPING DATA	
Gross Weight - Crated	431 lbs
Height - Crated	44"
Width - Crated	70"
Depth - Crated	35"

*NOTE: Remote units are field wired and come with 6" legs.
Refrigerant must be specified at time of order.

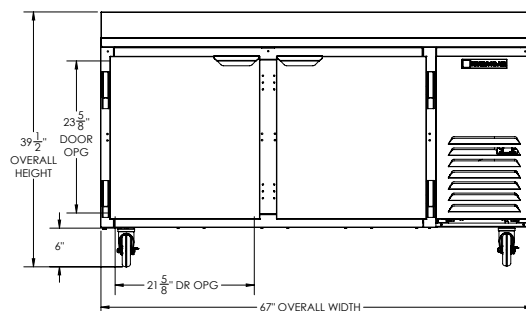
Worktop Freezer - Side Mount Models: WTF67AHC

Model Views

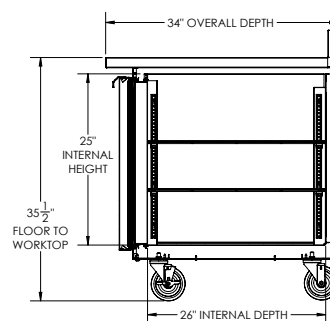
Required Clearance: 3 3/16" bottom & 2" rear



PLAN VIEW



ELEVATION VIEW



SIDE VIEW

*ELECTRICAL CONNECTION



115/60/1
NEMA 5-15P

Unit pre-wired at
factory and include 8'
long cord and plug set.



3779 Champion Blvd., Winston-Salem, NC 27105 1-888-845-9800 Fax: 1-336-245-6453 Beverage-Air.com Sales@beva.com

an Ali Group Company



The Spirit of Excellence