



BEVERAGE-AIR

Project: _____	AIA# _____
Item: _____	
Location: _____	SIS# _____
Approved: _____	

WTFD WORKTOP FREEZER

WTFD32AHC Two Drawer Worktop Freezer
Hydrocarbon Series

MODELS:
WTFD32AHC-2

WTFD32AHC Worktop Freezer: Food Prep Series



WTFD32AHC-2

3 Year Parts/Labor Warranty
Additional 2 Year Compressor Warranty

CABINET CONSTRUCTION

- Stainless steel front, sides, top and drawers, (*galvanized back & bottom*)
- Interior liner is made of corrosion resistant aluminum
- Full electronic control
- Interior thermometer is standard
- Stainless steel top for added durability
- Magnetic gaskets attached to each drawer for positive seal
- Painted aluminum handles
- 6" Casters, 2 with brakes standard
- Stainless steel drawer frames supported on telescoping drawer slides
- Drawer slides include locking mechanism that prevents drawers from being inadvertently pulled off cabinet
- Freezer temperature is held at 0° F and below

OPTIONS & ACCESSORIES

- ☐ Stainless steel back and grille
- ☐ Stainless steel interior
- ☐ Cutting board
- ☐ 3" Casters or 6" legs
- ☐ Low profile casters
- ☐ Remote option

REFRIGERATION SYSTEM

- Refrigeration system uses R290 refrigerant to comply with all environmental concerns
- Automatic, electric defrost
- Epoxy coated evaporator coil

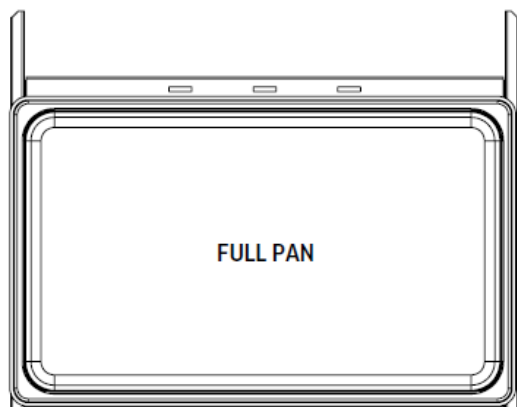


3779 Champion Blvd., Winston-Salem, NC 27105
1-888-845-9800 Fax: 1-336-245-6453
Beverage-Air.com sales@bevair.com



BEVERAGE-AIR

MODEL	WTFD32AHC-2
EXTERNAL DIMENSIONAL DATA	
Width Overall	32"
Depth Overall with Handle & Bumper	32"
Height Overall with 6" casters	39 1/2"
Number of Drawers	2
Depth with Drawer Open 90°	48 1/2"
Drawer Opening (in)	27 5/8" x 21 5/8"
INTERNAL DIMENSIONAL DATA	
NET Capacity (cubic ft.)	7.2
Internal Width Overall (in)	28"
Internal Depth Upper (in)	18 1/4"
Internal Depth Lower (in)	15 3/8"
Internal Height Overall (in)	23"
ELECTRICAL DATA	
Full Load Amperes 115/60/1	4.0
REFRIGERATION DATA	
Horsepower	1/3+
Capacity (BTU/Hr)*	1184
WEIGHT DATA	
Gross Weight (Created lbs)	240 lbs
Height - Crated	40"
Width - Crated	32"
Depth - Crated	32"

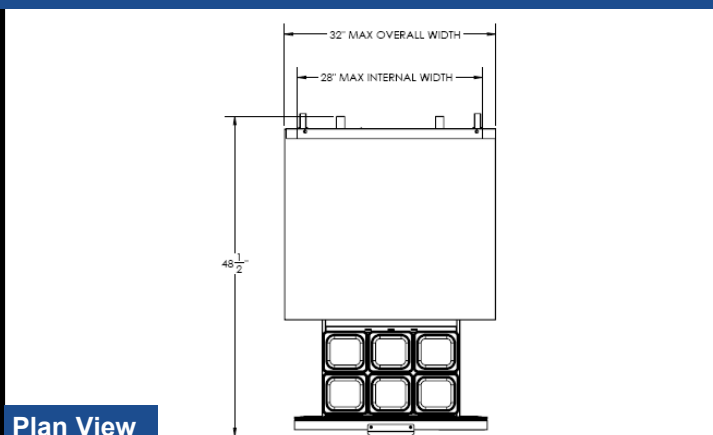


WTRD27 / WTRD32 / WTRD60
WTFD27 / WTFD32 / WTFD60

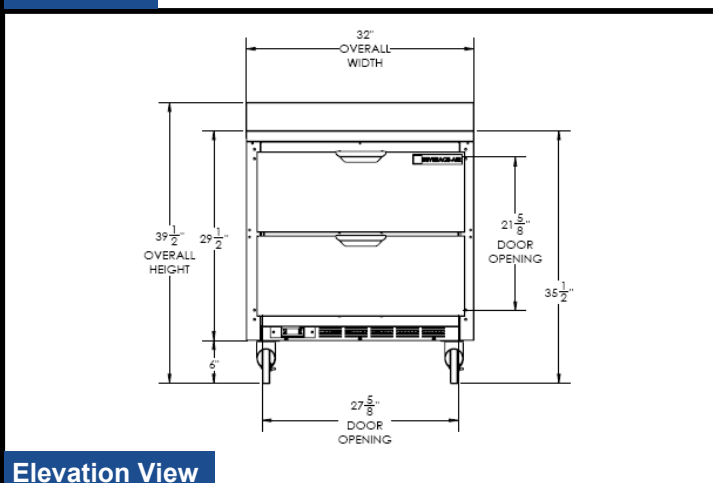
Two Drawer Worktop Freezer

Models: WTFD32AHC-2

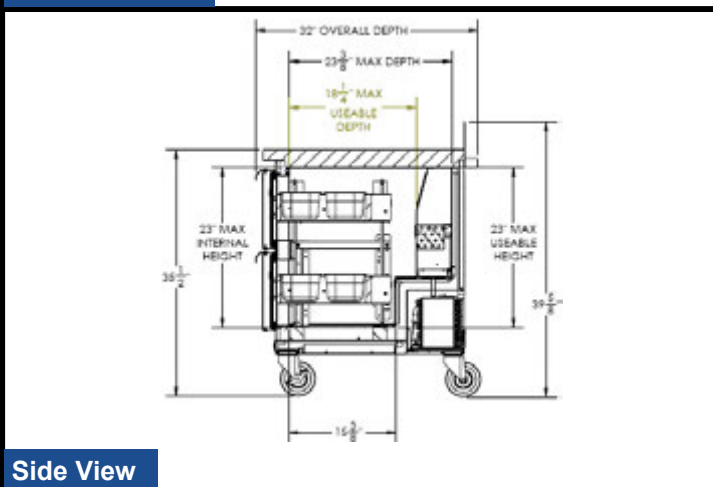
Model Views



Plan View



Elevation View



Side View

ELECTRICAL CONNECTION

Units pre-wired at factory and include 8' long cord and plug set.



115/60/1
NEMA-5-15P



an Ali Group Company



The Spirit of Excellence

3779 Champion Blvd., Winston-Salem, NC 27105
1-888-845-9800 Fax: 1-336-245-6453
Beverage-Air.com sales@bevair.com