



BEVERAGE-AIR

Project: _____	AIA# _____
Item: _____	
Location: _____	SIS# _____
Approved: _____	

REFRIGERATORS WITH DRAWERS

WTRD27AHC Two Drawer Flat Worktop Refrigerator
Hydrocarbon Series

MODELS:
WTRD27AHC-2-FLT

WTRD27AHC-2-FLT REFRIGERATORS WITH DRAWERS: WORKTOP SERIES



3 Year Parts/Labor Warranty
Additional 2 Year Compressor Warranty

CABINET CONSTRUCTION

- Stainless steel front, sides and drawers (*galvanized back & bottom*)
- Interior liner is made of corrosion resistant aluminum
- Stainless steel worktop for added durability
- Full electronic control
- Interior thermometer is standard
- Flat worktop
- Painted aluminum drawer handles
- Snap-in drawer gaskets
- Upper and lower pull-out drawers accommodate 6" deep pans
- Stainless steel drawer frames supported on telescoping drawer slides
- Drawer slides include locking mechanism that prevents drawer from being inadvertently pulled off cabinet
- 6" Casters, 2 with brakes standard

OPTIONS & ACCESSORIES

- Stainless steel back and grille
- Stainless steel interior
- Right or left hinged door
- Wire shelf divider
- Cutting board
- 3" Casters or 6" legs
- Low profile casters
- Remote option* (see note on back page)

REFRIGERATION SYSTEM

- Uses environmentally friendly, energy efficient R290 refrigerant, and meets all regulatory requirements for CARB, SNAP, DOE & more
- Adaptive defrost
- Epoxy coated evaporator coil
- Maintains product temperature between 36°F and 38°F



Please verify qualifying units by visiting:
www.energystar.gov/cfs

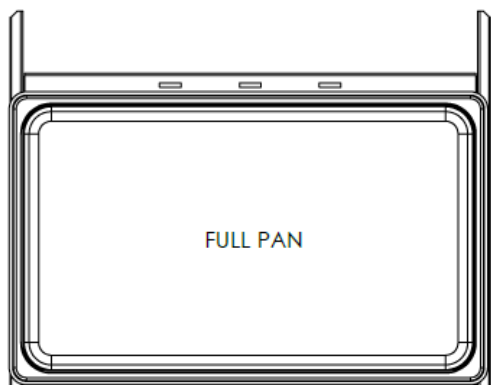
3779 Champion Blvd., Winston-Salem, NC 27105
1-888-845-9800 Fax: 1-336-245-6453
Beverage-Air.com Sales@bevair.com



BEVERAGE-AIR

MODEL	WTRD27AHC-2-FLT
EXTERNAL DIMENSIONAL DATA	
Width Overall	27"
Depth Overall with Handle & Bumper	32"
Height Overall with 6" Casters	35 1/2"
Depth with Drawer Extended	47 1/2"
Drawer Opening (in)	(2) 22 5/8" x 9 3/8"
INTERNAL DIMENSIONAL DATA	
NET Capacity (cubic ft.)	6.13
Internal Width Overall (in)	23"
Internal Depth Useable (in)	15 3/8"
Internal Height Overall (in)	23"
Number of Drawers	2
ELECTRICAL DATA	
Full Load Amperes 115/60/1	2.0
REFRIGERATION DATA	
Horsepower	1/10
Capacity (BTU/Hr)*	1110
WEIGHT DATA	
Gross Weight (Crated lbs)	192 lbs
Height - Crated	35"
Width - Crated	30"
Depth - Crated	33"

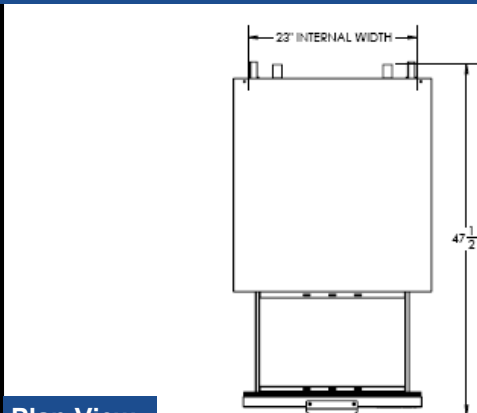
*NOTE: Remote units are field wired and come with 6" legs.
Refrigerant must be specified at time of order.



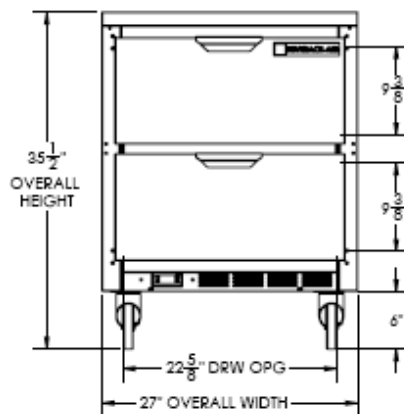
Worktop Refrigerators – With Drawers

Models: WTRD27AHC-2-FLT

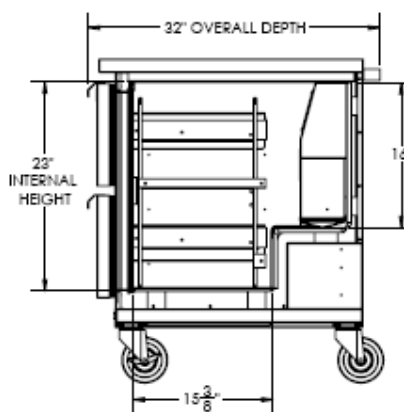
Model Views



Plan View



Elevation View



Side View

ELECTRICAL CONNECTION



115/60/1
NEMA-5-15P

Units pre-wired at factory
and include 8' long cord
and plug set.



3779 Champion Blvd., Winston-Salem, NC 27105 1-888-845-9800 Fax: 1-336-245-6453 Beverage-Air.com Sales@bevair.com

an Ali Group Company



The Spirit of Excellence