



# BEVERAGE-AIR

Project: _____	AIA# _____
Item: _____	
Location: _____	SIS# _____
Approved: _____	

## WTRD REFRIGERATORS WITH DRAWERS

WTRD93AHC Six Drawer Worktop Refrigerators  
Hydrocarbon Series

**MODELS:**  
WTRD93AHC-6



WTRD93AHC-6

**3 Year Parts/Labor Warranty**  
**Additional 2 Year Compressor Warranty**

### CABINET CONSTRUCTION

- Stainless steel front, sides and drawers (*galvanized back & bottom*)
- Interior liner is made of corrosion resistant aluminum
- Stainless steel worktop for added durability
- Full electronic control
- Interior thermometer is standard
- 4" Built-in backsplash
- Painted aluminum drawer handles
- Snap-in drawer gaskets
- Upper and lower pull-out drawers accommodate 6" deep pans
- Stainless steel drawer frames supported on telescoping drawer slides
- Drawer slides include locking mechanism that prevents drawer from being inadvertently pulled off cabinet
- 6" Casters, (2) with brakes standard
- Maintains product temperature between 36°F and 38°F

### OPTIONS & ACCESSORIES

- ☐ Stainless steel back and grille
- ☐ Stainless steel interior
- ☐ Cutting board
- ☐ 3" Casters or 6" legs
- ☐ Low profile casters
- ☐ Remote option

### REFRIGERATION SYSTEM

- Refrigeration system uses R290 refrigerant to comply with all environmental concerns
- Automatic, non-electric defrost
- Epoxy coated evaporator coil

WTRD93AHC-6 Refrigerators With Drawers: Worktop Series

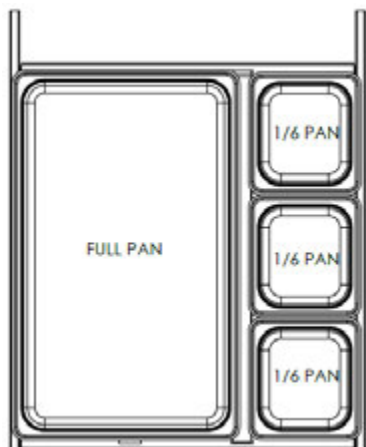


3779 Champion Blvd., Winston-Salem, NC 27105  
1-888-845-9800 Fax: 1-336-245-6453  
Beverage-Air.com sales@bevair.com



# BEVERAGE-AIR

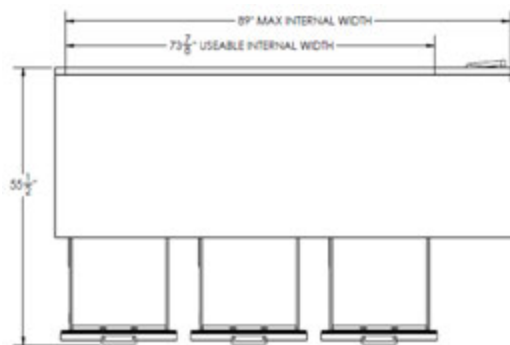
MODEL	WTRD93AHC-6
<b>EXTERNAL DIMENSIONAL DATA</b>	
Width Overall	93"
Depth Overall	34"
Height Overall with 6" Casters	39 1/2"
Number of Drawers	6
Depth with Drawer Extended	47"
Drawer Opening (inches)	Upper 21 5/8" x 10 3/8" Lower 21 5/8" x 10 1/4"
<b>INTERNAL DIMENSIONAL DATA</b>	
NET Capacity (cubic ft.)	29.7
Internal Width Overall (inches)	73 7/8"
Internal Depth Overall (inches)	26"
Internal Height Overall—(inches)	25"
<b>ELECTRICAL DATA</b>	
Full Load Amperes 115/60/1	5.0
<b>REFRIGERATION DATA</b>	
Horsepower	1/3
Capacity (BTU/Hr)*	2629
<b>WEIGHT DATA</b>	
Gross Weight (Crated lbs)	606 lbs
Height - Crated	46 1/2"
Width - Crated	96"
Depth - Crated	37"



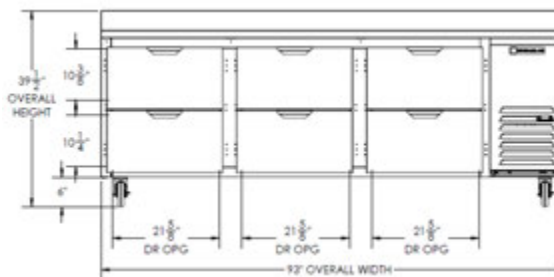
## Worktop Refrigerators – With Drawers

Models: WTRD93AHC-6

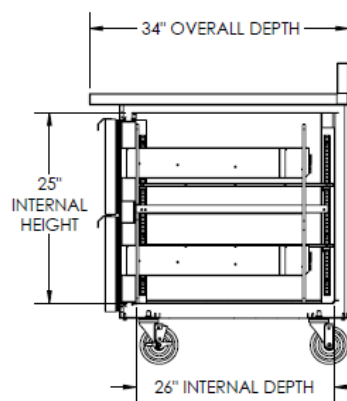
### Model Views



### Plan View



### Elevation View



### Side View

## ELECTRICAL CONNECTION



115/60/1  
NEMA-5-15P

Units pre-wired at factory and include 8' long cord and plug set.



an Ali Group Company



The Spirit of Excellence

3779 Champion Blvd., Winston-Salem, NC 27105  
1-888-845-9800 Fax: 1-336-245-6453  
Beverage-Air.com sales@bevair.com