



BEVERAGE-AIR®

Project: _____	AIA# _____
Item: _____	
Location: _____	SIS# _____
Approved: _____	


FOOD PREPARATION TABLES

SPE60HC Salad Bar
Hydrocarbon Series

MODEL:
SPE60HC-24-S



(shown with optional sneeze guard)



(optional tray slide)

3 Year Parts/Labor Warranty

Additional 4 Year Compressor Warranty

CABINET CONSTRUCTION

- Stainless steel front, sides, top, doors and grille (galvanized back & bottom)
- Interior liner is made of corrosion resistant aluminum
- Lift-off lids standard
- Heavy-duty aluminum pan liner, easy to clean and prevents spills from falling into cabinet while also ensuring coldest air flows across bottom of pans
- Accommodates up to 6" deep food service pans, 4" deep 1/3 size polycarbonate pans are included
- Locking divider bars
- Self-closing doors with 120° stay-open feature, on cartridge style hinges
- Easy door removal for service and cleaning
- Field-reversible doors with snap-in door gaskets
- 6" Casters, 2 with brakes
- Two epoxy-coated steel wire shelves per door section

OPTIONS & ACCESSORIES

- Stainless steel exterior with finished back
- Stainless steel interior
- Sneeze guard
- Foldable tray slides
- Door locks
- 3" casters or 6" legs
- Low profile casters
- Shelf dividers
- Pan Supports
- Digital thermometer

REFRIGERATION SYSTEM

- Uses environmentally friendly, energy efficient R290 refrigerant, and meets all regulatory requirements for CARB, SNAP, DOE & more
- Adaptive defrost
- Epoxy coated evaporator coil
- Enhanced airflow maintains temperature between 36° to 38°F

SPE60HC SALAD BAR



Please verify qualifying units by visiting:
www.energystar.gov/cfs

3779 Champion Blvd., Winston-Salem, NC 27105
1-888-845-9800 Fax: 1-336-245-6453
Beverage-Air.com Sales@bevair.com

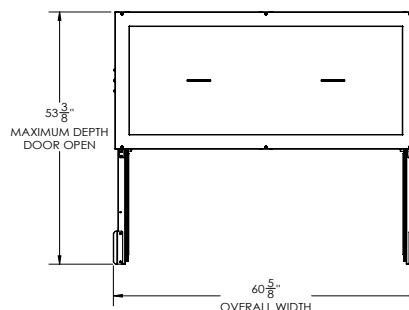


BEVERAGE-AIR®

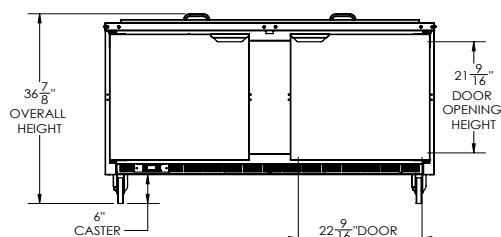
MODEL	SPE60HC-24-S
EXTERNAL DIMENSIONAL DATA	
Width Overall	60 $\frac{5}{8}$ "
Depth Overall	30 $\frac{1}{8}$ "
Height Overall with Casters	36 $\frac{7}{8}$ "
Number of Doors	2
Depth with Door Open Extended	63 $\frac{5}{16}$ "
Door Opening (in)	22 $\frac{9}{16}$ " x 21 $\frac{9}{16}$ "
Number of Shelves	4
INTERNAL DIMENSIONAL DATA	
NET Capacity (cubic ft.)	16.02
ELECTRICAL DATA	
Full Load Amperes	5.4
REFRIGERATION DATA	
Horsepower	1/3
Capacity (BTU/Hr)	1549
SHIPPING DATA	
Gross Weight - Crated	392 lbs
Height - Crated	48"
Width - Crated	62"
Depth - Crated	38"

Salad Bar Model: SPE60HC-24-S

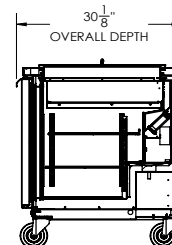
Model Views



PLAN VIEW



ELEVATION VIEW



SIDE VIEW

*ELECTRICAL CONNECTION



115/60/1
NEMA 5-15P

Units pre-wired at
factory and include 8'
long cord and plug set.



3779 Champion Blvd., Winston-Salem, NC 27105 1-888-845-9800 Fax: 1-336-245-6453 Beverage-Air.com Sales@bevair.com

an Ali Group Company



The Spirit of Excellence