

S680 Series Electric Salamander Broiler

Project _____
 Item _____
 Quantity _____
 CSI Section 11400
 Approved _____
 Date _____

Models

- SERC
- SER-686
- SER-684
- SUERC
- SUER-686
- SUER-684



Model SUER-686

Standard Features

- Stainless steel exterior
- Six metal sheath elements, 3 over each half of broiler rack, 1.16 kW each, (3.5 kW per side, 7.0 kW total)
- Elements are controlled by two 3-heat switch controls, one for each half of the broiler rack
- Fixed position broiling rack with flat or easy view tilt position, roll-in, roll-out rack
- Large capacity removable grease pan
- Heat resistant, cool touch handle with easy grip shape
- 4" (102mm) sanitary legs for model SERC or SEURC
- "CE" approved models have prefix SU
- One year limited warranty on parts & labor (USA & Canada only)

Options & Accessories

- Stainless steel wall-mount brackets for model SERC or SUERC, please specify when ordering
- Stainless steel main back

Specifications

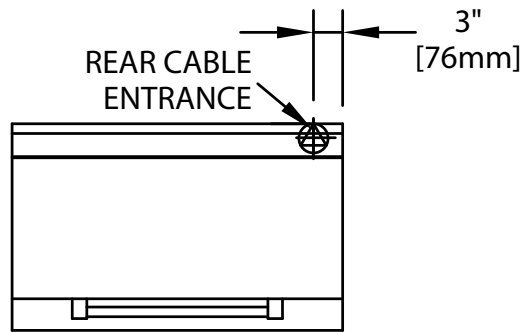
Electric salamander broiler with dual controlled Solar Ray heating elements. All Stainless steel construction, 34" (864mm) wide with fixed position broiling rack. Available wall mounted or counter mounted (Model SERC). Also available range mounted, (models SER-686, and SER-684 for mounting on range models S686 and S684, respectively).

Note: Only models with prefix "SU" carry the CE Mark



S680 Series Electric Salamander Broiler

S680 Series Electric Salamander Broiler



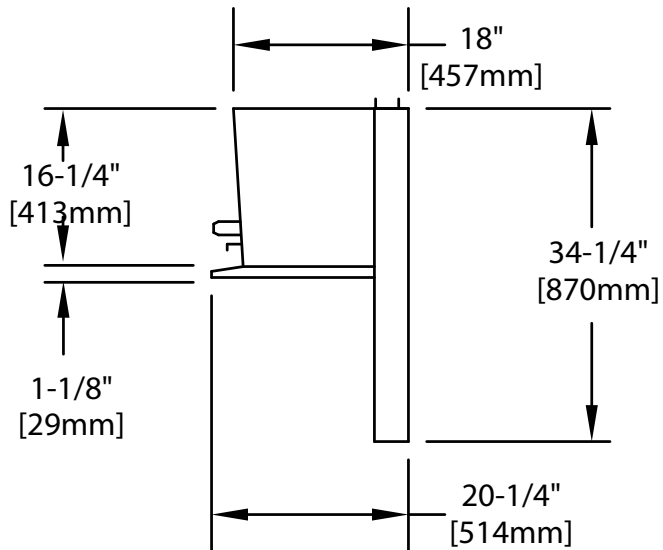

Installation Notes:

Clearances from combustible surfaces should be minimum 7" (178mm) from sides, 2" (51mm) from back

*Note: 3 phase ratings apply to SERC and SER-680 ordered separately. When a range and salamander are ordered together it is standard for the salamander to be prewired at the factory to interconnect with the range (single phase). For further information on ratings and connection options consult the factory.

KW Ratings

Total kW loading is 7.0 kW



Model	Total Kw Load	208V/1Ph	Total Amps				
			208V/3 Ph	240V/1Ph	240V/3 Ph	400 V/3N	415V/3N
SERC, SER-680 wired independently*	7	34	29	29	25	15	15

Model	Shipping	
	Cu Ft	Lbs/Kg
S/SUERC	11	210/95
S/SUER-686	25	176/80
S/SUER-684	35	209/95

Welbilt reserves the right to make changes to the design or specifications without prior notice.

Garland Commercial Ranges Ltd.
1177 Kamato Road,
Mississauga, Ontario
L4W 1X4 CANADA

General Inquires 1-905-624-0260
USA Sales, Parts and Service 1-800-424-2411
Canadian Sales 1-888-442-7526
Canada or USA Parts/Service 1-800-427-6668

www.garland-group.com
6865
12/18

