



T&S BRASS AND BRONZE WORKS, INC.

2 Saddleback Cove / P.O. Box 1088
Travelers Rest, SC 29690

Model No.

B-0672-RGH

Item No.

Travelers Rest, SC: 800-476-4103 • Simi Valley, CA: 800-423-0150 • Fax: 864-834-3518 • www.tsbrass.com



ADA Compliant

This Space for Architect/Engineer Approval

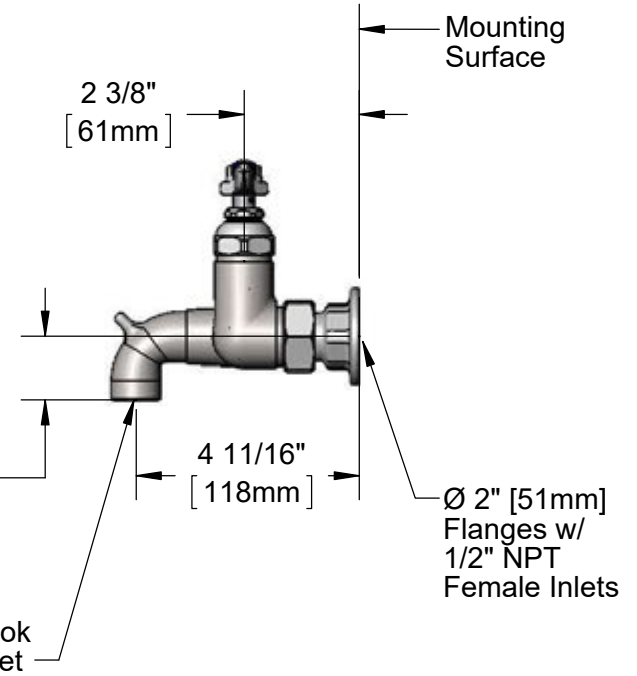
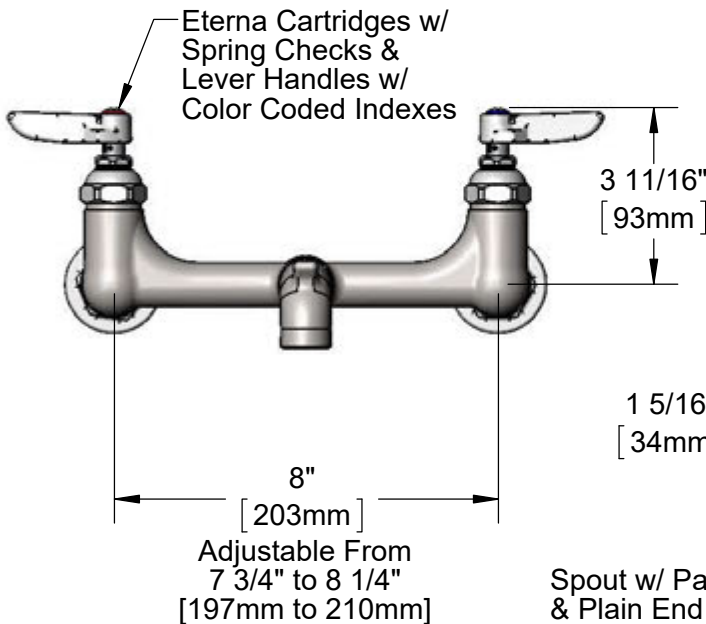
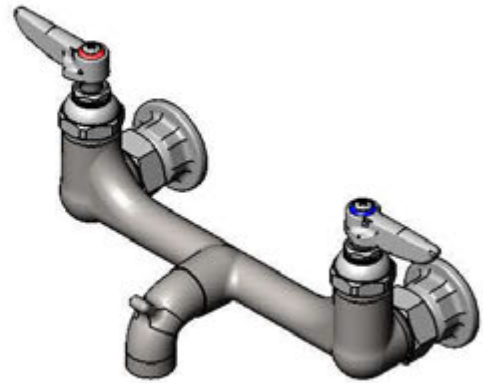
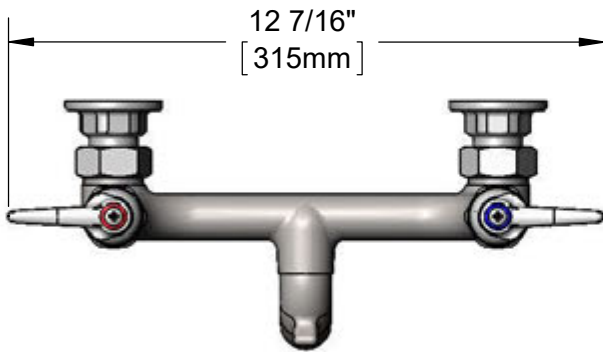
Job Name _____ Date _____

Model Specified _____ Quantity _____

Customer/Wholesaler _____

Contractor _____

Architect/Engineer _____



Product Specifications:

8" Wall Mount Rough Chrome Service Sink Mixing Faucet, Eterna Cartridges w/ Spring Checks, Plain End Outlet Spout w/ Pail Hook & 1/2" Female Inlets

Product Compliance:

ASME A112.18.1 / CSA B125.1
NSF 61 - Section 9
NSF 372 (Low Lead Content)
ANSI A117.1 (ADA)



T&S BRASS AND BRONZE WORKS, INC.

2 Saddleback Cove / P.O. Box 1088
Travelers Rest, SC 29690

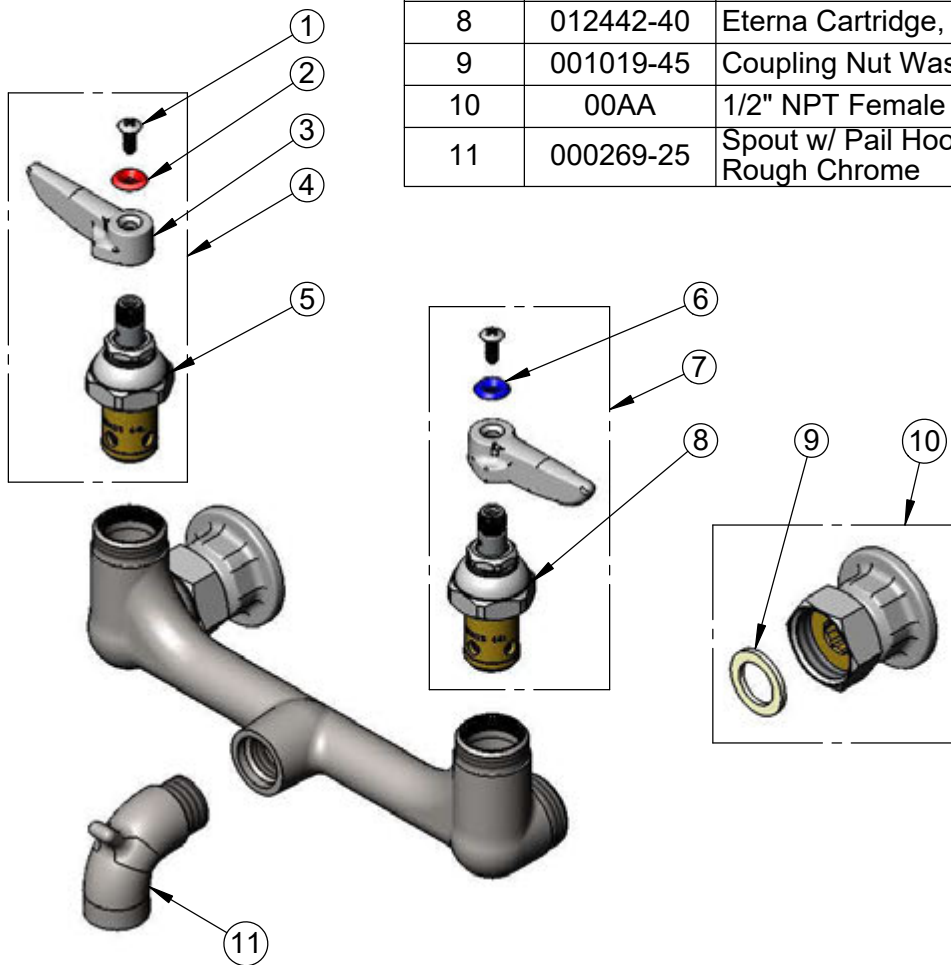
Model No.

B-0672-RGH

Item No.

Travelers Rest, SC: 800-476-4103 • Simi Valley, CA: 800-423-0150 • Fax: 864-834-3518 • www.tsbrass.com

ITEM NO.	SALES NO.	DESCRIPTION
1	000922-45	Lever Handle Screw
2	001661-45	Red Index-HW
3	001638-45	Lever Handle
4	002712-40	Eterna Cartridge, RTC w/ Spring Check, Handle, Index & Screw
5	012443-40	Eterna Cartridge, RTC w/ Spring Check
6	001660-45	Blue Index-CW
7	002711-40	Eterna Cartridge, LTC w/ Spring Check, Handle, Index & Screw
8	012442-40	Eterna Cartridge, LTC w/ Spring Check
9	001019-45	Coupling Nut Washer
10	00AA	1/2" NPT Female Eccentric Flange
11	000269-25	Spout w/ Pail Hook & Plain End Outlet, Rough Chrome



Product Specifications:

8" Wall Mount Rough Chrome Service Sink Mixing Faucet, Eterna Cartridges w/ Spring Checks, Plain End Outlet Spout w/ Pail Hook & 1/2" Female Inlets

Product Compliance:

ASME A112.18.1 / CSA B125.1
NSF 61 - Section 9
NSF 372 (Low Lead Content)
ANSI A117.1 (ADA)