



T&S BRASS AND BRONZE WORKS, INC.

2 Saddleback Cove / P.O. Box 1088
Travelers Rest, SC 29690

Model No.

EC-3100-XP-LF10

Item No.

Travelers Rest, SC: 800-476-4103 • Simi Valley, CA: 800-423-0150 • Fax: 864-834-3518 • www.tsbrass.com



ADA Compliant



ChekPoint™

This Space for Architect/Engineer Approval

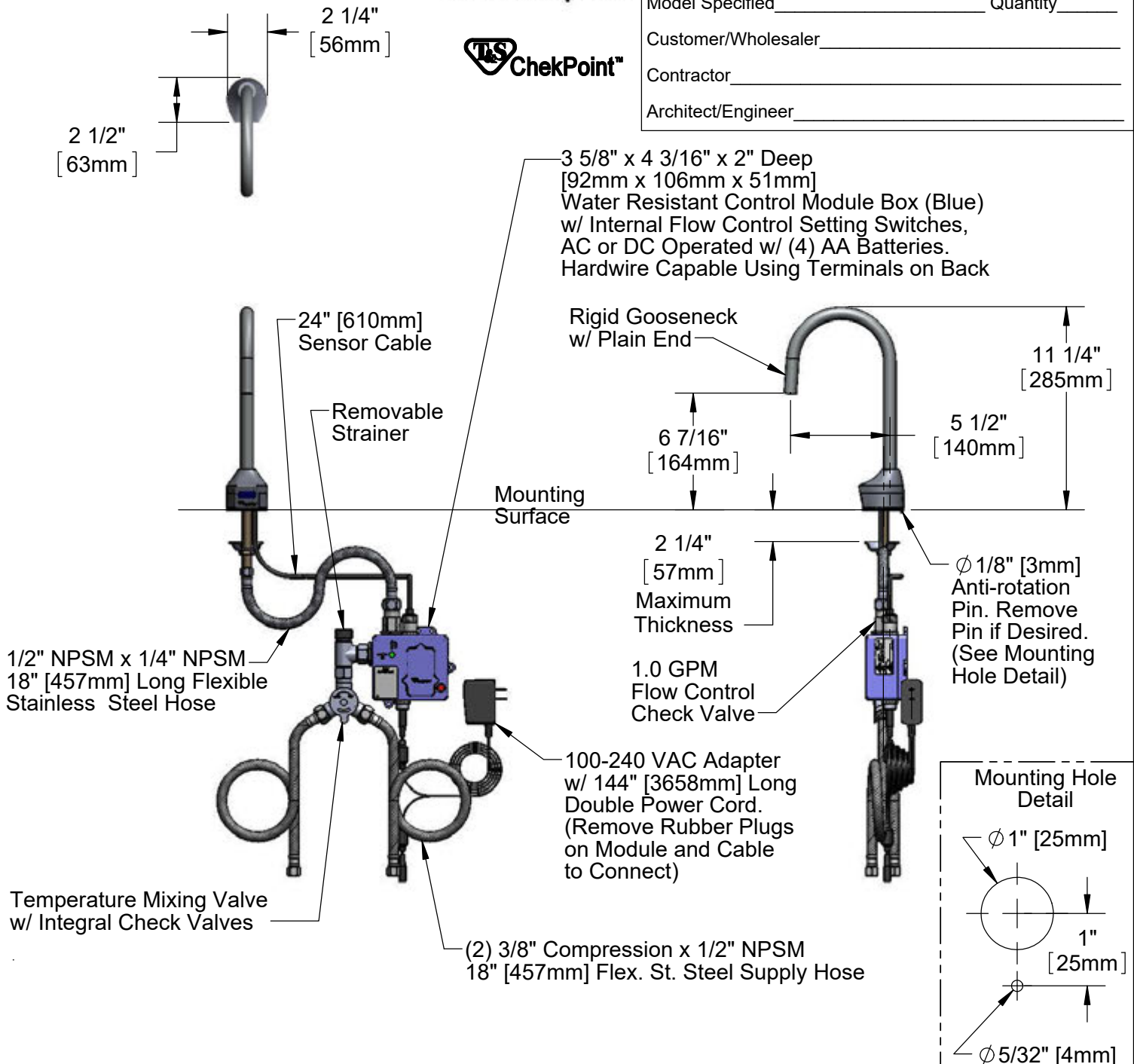
Job Name _____ Date _____

Model Specified _____ Quantity _____

Customer/Wholesaler _____

Contractor _____

Architect/Engineer _____



Product Specifications:

Chrome Plated Brass Electronic Faucet: Deck Mount, Rigid Gooseneck w/ Plain End, AC/DC Control Module w/ Internal Flow Control Setting Switches, 1.0 GPM Flow Control Check Valve, Temperature Control Mixing Valve w/ Integral Check Valves, 18\"

Product Compliance:

ASME A112.18.1 / CSA B125.1
NSF 61 - Section 9
NSF 372 (Low Lead Content)
ANSI A117.1 (ADA)
UL 1951

Drawn: GEF Checked: DMH Approved: JHB Date: 05/07/14 Scale: 1:8 Sheet: 1 of 2



T&S BRASS AND BRONZE WORKS, INC.

2 Saddleback Cove / P.O. Box 1088
Travelers Rest, SC 29690

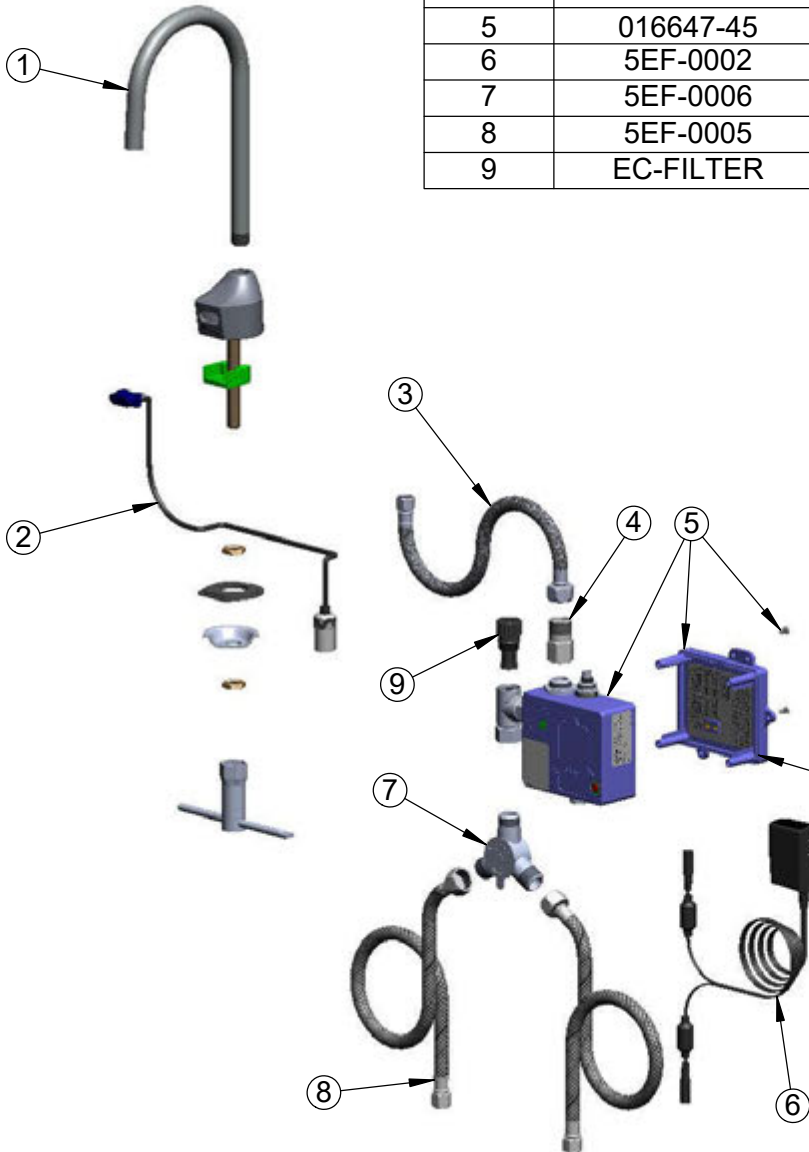
Model No.

EC-3100-XP-LF10

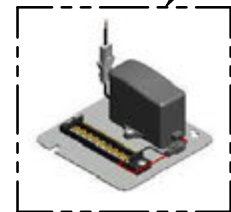
Item No.

Travelers Rest, SC: 800-476-4103 • Simi Valley, CA: 800-423-0150 • Fax: 864-834-3518 • www.tsbrass.com

| ITEM NO. | SALES NO. | DESCRIPTION |
|----------|-----------|---|
| 1 | 120XP | Rigid Gooseneck w/ Plain End |
| 2 | 017195-45 | Angled Sensor w/ Cable |
| 3 | 016297-45 | Inlet Hose, Faucet, 1/2" NPSM-F x 1/4" NPSM-F |
| 4 | B-CV-F10 | 1.0 GPM Flow Reg CV Assembly |
| 5 | 016647-45 | ChekPoint Module (Blue) |
| 6 | 5EF-0002 | Double Gang, Plug-in AC Transformer |
| 7 | 5EF-0006 | Mechanical Mixing Valve |
| 8 | 5EF-0005 | Supply Hose, 9/16-24 Female x 1/2" NPSM |
| 9 | EC-FILTER | Replacement Filter |



A Maximum of (8) ChekPoint Faucets can be Hardwire Connected and Powered by EC-HARDWIRE ChekPoint Hardwire AC Transformer. (Sold Separately)



Label for Flow Control Switch Settings is Located on Inside of Back Cover.

Flow Control Switches are Located Inside Module Housing in Black Box Next to Battery Compartment.

*Switches are Set to DEFAULT Position:

- Auto Time Out = 15 Seconds
- Shut Off Delay = 1 Second
- Auto Flush = OFF

Remove (4) Screws and Back Cover to Access Switches.

*Available Water Flow Control Selections:

- Auto Time Out: 15 sec, 30 sec, 45 sec, 60 sec, 3 min, 20 min
- Shut Off Delay: 1 sec, 10 sec, 15 sec, 30 sec
- Auto Flush (30 Seconds After Every 12 Inactive Hours): ON or OFF

Product Specifications:

Chrome Plated Brass Electronic Faucet: Deck Mount, Rigid Gooseneck w/ Plain End, AC/DC Control Module w/ Internal Flow Control Setting Switches, 1.0 GPM Flow Control Check Valve, Temperature Control Mixing Valve w/ Integral CheckValves, 18" Long Hot & Cold Supply Stop Flexible Connector Hoses

Product Compliance:

ASME A112.18.1 / CSA B125.1
NSF 61 - Section 9
NSF 372 (Low Lead Content)
ANSI A117.1 (ADA)
UL 1951