




Project Name:	
Location:	
Item:	Qty:
Model:	

ARF-1D, ARF-2D

Solid Door Reach-In Refrigerators



ARF-1D



ARF-2D

Argus Solid Door Reach-In Refrigerators are constructed of a heavy duty stainless steel exterior making them strong and durable enough to survive any kitchen environment. The cooling units are bottom mounted and slide out for easy maintenance and cleaning. All models come with 4" casters and plastic coated wire shelving that is easily removable to adjust the shelf height. The front digital controllers and LED readout makes it easy to adjust the interior temperature. These models are ETL Listed and ETL Sanitation. They are backed with a 2 year warranty on parts and labor and a 5 year warranty on the compressor.

CONSTRUCTION

- Exterior is constructed of 430 stainless steel including the doors
- Interior is constructed of a painted aluminum liner
- The cabinet is insulated throughout with a foamed-in-place high density cell polyurethane insulation
- Recessed handles are built into the door for easy opening and closing

TEMPERATURE

- Refrigeration units use environmentally friendly R290 refrigerant
- Electric LED temperature controller provides a digital display of cabinet temperatures and allows for easy temperature adjustments when necessary
- Bottom mounted cooling unit slides out for easy cleaning and maintenance and allows for storage area on top of the unit
- Maintains a temperature range of 33°– 40°F
- Rugged built axial evaporator fans run efficiently with low velocity and high volume air flow

FEATURES

- Includes 4" casters
- Bright LED lighting
- Self closing door
- Removable door gasket for easy cleaning
- Adjustable plastic coated steel shelves that have a load capacity of up to 90 lbs per shelf
- Locking door(s) keep items inside secure after hours

WARRANTY

- Two year parts and labor
- Five years on the compressor

Specifications subject to change without notice.

For warranty service on these products please call National Service America (NSA) at 1-877-672-7740



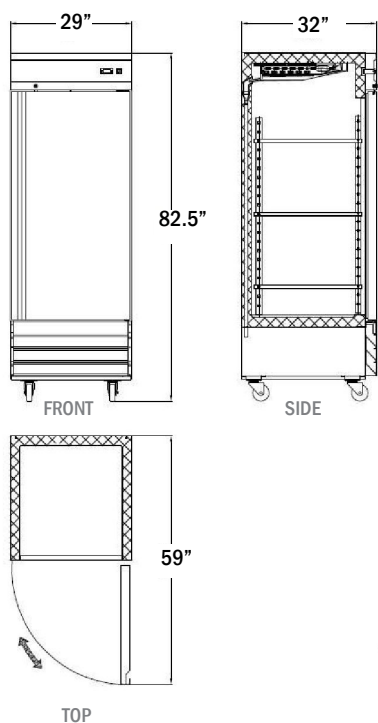


Project Name:	
Location:	
Item:	Qty:
Model:	

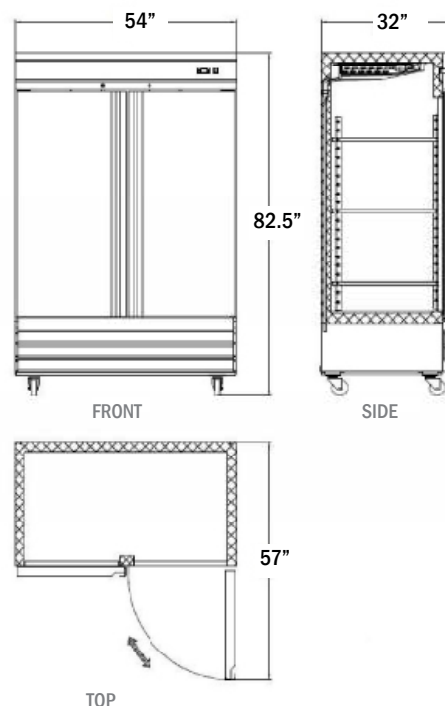
ARF-1D, ARF-2D

Solid Door Reach-In Refrigerators

ARF-1D



ARF-2D



Model Number	ARF-1D	ARF-2D
Doors	1	2
Shelves	3	6
Net Volume (Cu. Ft.)	23 Cu. Ft	48 Cu. Ft
Overall Dimensions (in)	29"W x 32"D x 82.5"H	54"W x 32"D x 82.5"H
Interior Dimensions (in)	24"W x 27"D x 60"H	49"W x 27"D x 60"H
Horsepower	1/5	1/4
Refrigerant	R290	R290
Voltage/Hertz/Phase	115/60/1	115/60/1
Amps	2.6	3.8
Net Weight (lbs)	278 lbs	448 lbs
Gross Weight (lbs)	322 lbs	536 lbs
Shipping Dimensions (in)	31.5" x 35" x 85"	57" x 35" x 85"

These units comes with a NEMA 5-15 seven foot cord. Requires a grounded circuit for safe operation.