



# BEVERAGE-AIR

|                 |            |
|-----------------|------------|
| Project: _____  | AIA# _____ |
| Item: _____     |            |
| Location: _____ | SIS# _____ |
| Approved: _____ |            |

## DRAFT BEER EQUIPMENT-DIRECT DRAW DISPENSER

MODEL:  
DD58HC-1-S

DD58HC Solid Door Dual Towers, One Single & One Dual Faucets  
Hydrocarbon Series

DD58HC DIRECT DRAW DISPENSER



### OPTIONS & ACCESSORIES

- 3 Year parts/labor standard, additional 2 year warranty available
- Club top
- Stainless steel interior lining
- Stainless steel back
- Glass door
- Shelves
- Shelf clips
- Custom tower hole location
- Drip tray location option
- Wine models
- Faucet locks
- Glass rinser
- Right or left hinged door
- 2"- 3" Casters or 6" black legs
- 1- 6 Tap tower
- 2, 3 & 4 way manifolds
- Dual tap placement option
- No draft/hole cover option
- Remote option\* (see note on back on page)

5 Year Parts/Labor Warranty Available

7 Year Compressor Warranty

### CABINET CONSTRUCTION

- Exterior stainless steel with galvanized steel back
- Top is made from heavy-duty stainless steel including drip tray
- Interior is galvanized steel on walls and ceiling, reinforced floor and doorsills are heavy-duty stainless steel
- Full electronic control
- Dual towers, one (1) with single faucet and (1) with dual faucets
- 3-in-1 Draft solution uses a single stainless-steel tap to serve different beverages, such as wine, beer, and coffee (or other non-alcoholic beverages) through silver-lined, anti-microbial tubing that is 100% effective against the top 4 beverage spoiling bacteria
- 3" Stainless steel insulated dispensing tower
- Drain tube located at bottom front of cooler for connection to floor drain
- Door locks
- Self-closing doors with 120° stay-open feature
- Magnetic gaskets provide positive door seal
- Field reversible doors (hinge kit not included)
- Compressor available on left or right, specify at time of unit order

### REFRIGERATION SYSTEM

- Refrigeration system uses R290 refrigerant to comply with all environmental concerns
- Automatic, non-electric defrost
- Epoxy coated evaporator coil
- Maintains product temperatures between 36°F and 38°F



Please verify qualifying units by visiting:  
[www.energystar.gov/cfs](http://www.energystar.gov/cfs)




3779 Champion Blvd., Winston-Salem, NC 27105  
1-888-845-9800 Fax: 1-336-245-6453  
[Beverage-Air.com](http://Beverage-Air.com) [Sales@bevair.com](mailto:Sales@bevair.com)



# BEVERAGE-AIR®

| MODEL                                | DD58HC-1-S         |
|--------------------------------------|--------------------|
| <b>EXTERNAL DIMENSIONAL DATA</b>     |                    |
| Width Overall                        | 59"                |
| Depth Overall                        | 29"                |
| Height Overall (floor to top of tap) | 52 1/2"            |
| Number of Doors                      | 2                  |
| Depth with Door Open 90°             | 50 1/2"            |
| Door Openings (in)                   | 21" x 30"          |
| <b>INTERNAL DIMENSIONAL DATA</b>     |                    |
| NET Capacity (cubic ft.)             | 21.86              |
| Internal Width Useable (in)          | 46 1/8"            |
| Internal Depth Overall (in)          | 23 1/8"            |
| Internal Height Overall (in)         | 27 3/8"            |
| Number of 1/2 Kegs                   | 3                  |
| <b>ELECTRICAL DATA</b>               |                    |
| Full Load Amperes                    | 2.5                |
| <b>REFRIGERATION DATA</b>            |                    |
| Horsepower                           | 1/4                |
| Capacity (BTU/Hr)                    | 1702               |
| Heat Rejection (BTU/Hr)              | 2553               |
| Charge (lbs/grams/ounces)            | 0.2094 / 95 / 3.35 |
| <b>SHIPPING DATA</b>                 |                    |
| Gross Weight - Crated                | 342 lbs            |
| Height - Crated                      | 45"                |
| Width - Crated                       | 62"                |
| Depth - Crated                       | 32"                |

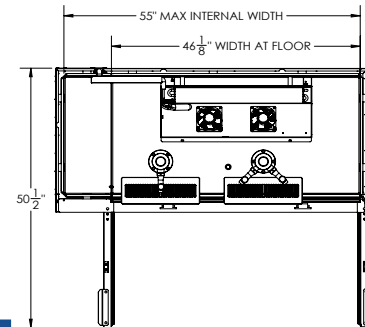
\*NOTE: Remote units are field wired and come with 6" legs.  
Refrigerant must be specified at time of order.

| KEG CAPACITIES: DD56 / DD68 / DD72  |   |   |
|---|---|---|
|  |  |  |
| 3 x 1/2 std. keg  | 3 x 1/2 std. keg,<br>2 x 1/6 keg  | 3 x 1/2 std. keg,<br>1 x 1/4 slim,<br>1 x 1/6 keg                                   |

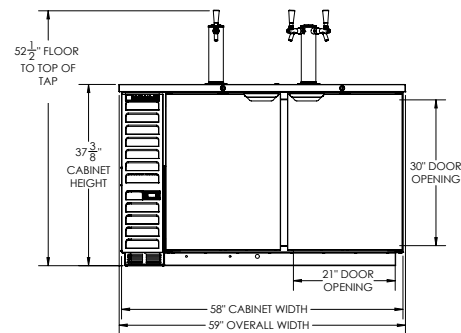
## Bar Equipment-Direct Draw Beer Dispenser Model: DD58HC-1-S

### Model Views

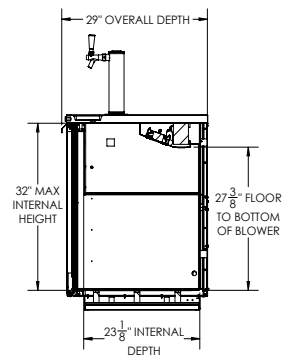
Required Clearance: 0" all sides



### PLAN VIEW



### ELEVATION VIEW



### SIDE VIEW

### ELECTRICAL CONNECTION



115/60/1  
NEMA 5-15P

Unit pre-wired at factory  
and include 8' long cord  
and plug set.



3779 Champion Blvd., Winston-Salem, NC 27105 1-888-845-9800 Fax: 1-336-245-6453 Beverage-Air.com Sales@bevoir.com

an Ali Group Company

