



BEVERAGE-AIR

Project: _____	AIA# _____
Item: _____	
Location: _____	SIS# _____
Approved: _____	

BB BAR EQUIPMENT - BACK BAR REFRIGERATOR

BB58HC Solid Door
Hydrocarbon Series

MODEL:
BB58HC-1-B
BB58HC-1-S

BB58HC Back Bar Refrigerators: Solid Door Series



BB58HC-1-B



BB58HC-1-S

3 Year Parts/Labor Warranty
Additional 4 Year Compressor Warranty

CABINET CONSTRUCTION

- Exterior black or stainless steel front and door, gray painted sides
- Interior construction utilizes galvanized steel on walls and ceiling, heavy duty stainless steel floor
- Full electronic control
- Stainless steel top
- Two (2) epoxy coated shelves per section, standard
- Self-closing doors
- Stay-open feature & lock standard
- Magnetic door gaskets provide positive door sealing
- Field reversible doors
- LED lighting
- Packaged products only
- Compressor available on left or right, specify at time of unit order
- Balanced, forced air refrigeration system provides rapid chilling of product
- Maintains product temperature between 36°F and 38°F

OPTIONS & ACCESSORIES

- ☐ For Stainless steel interior (refer to -F models)
- ☐ Wine model (40°-60° models)
- ☐ Wine shelf divider
- ☐ Sliding glass doors
- ☐ Food rated models available
- ☐ Additional shelves
- ☐ Additional shelf clips
- ☐ 3" or 6" casters
- ☐ 6" Black legs
- ☐ Remote option (Refrigerant must be specified at time of order, see note on back on page)

REFRIGERATION SYSTEM

- Refrigeration system uses R290 refrigerant to comply with all environmental concerns
- Automatic, non-electric defrost
- Epoxy coated evaporator coil



3779 Champion Blvd., Winston-Salem, NC 27105
1-888-845-9800 Fax: 1-336-245-6453
Beverage-Air.com Sales@bevair.com



BEVERAGE-AIR

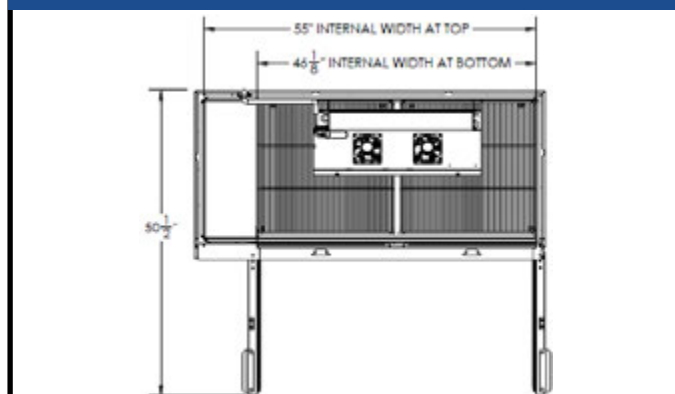
MODEL	BB58HC-1-B	BB58HC-1-S
EXTERNAL DIMENSIONAL DATA		
Width Overall	59"	59"
Depth Overall with Handle	29 1/8"	29 1/8"
Height Overall	37 1/4"	37 1/4"
Number of Doors	2	2
Depth with Door Open 90°	50 1/2"	50 1/2"
Door Opening (in)	21" x 30"	21" x 30"
INTERNAL DIMENSIONAL DATA		
NET Capacity (cubic ft.)	21.86	21.86
Internal Width Overall (in)	46 1/8"	46 1/8"
Internal Depth Overall (in)	23"	23"
Internal Height Overall (in)	32"	32"
Number of Shelves	4	4
Number of Kegs	2	2
ELECTRICAL DATA		
Full Load Amperes* 115/60/1	2.5	2.5
REFRIGERATION DATA		
Horsepower*	1/4	1/4
Capacity (BTU/Hr)*	1702	1702
WEIGHT DATA		
Gross Weight (Crated lbs)	354 lbs	354 lbs
Height - Crated	42"	42"
Width - Crated	62"	62"
Depth - Crated	32"	32"

*NOTE: Remote units are field wired and comes with 6" legs. Refrigerant must be specified at time of order.

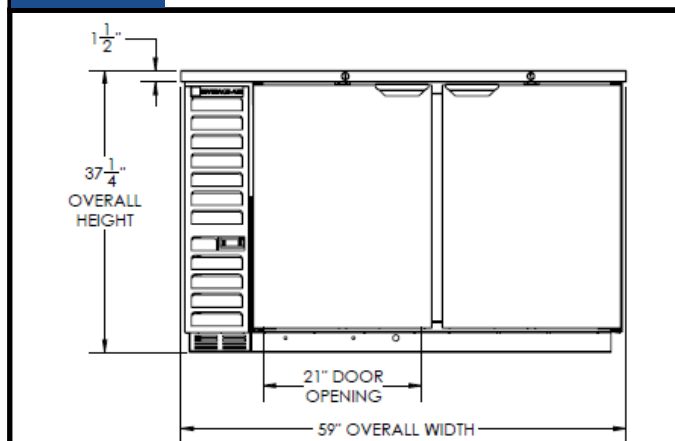
Bar Equipment-Back Bar Refrigerator Solid Door

Model: BB58HC-1-B, BB58HC-1-S

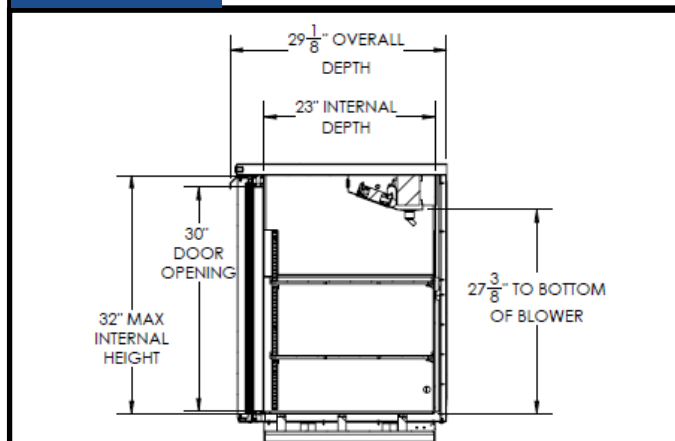
Model Views



Plan View



Elevation View



Side View

ELECTRICAL CONNECTION

Units pre-wired at factory and include 8' long cord and plug set.



an Ali Group Company



3779 Champion Blvd., Winston-Salem, NC 27105
1-888-845-9800 Fax: 1-336-245-6453
Beverage-Air.com sales@bevair.com