



|               |      |
|---------------|------|
| Project Name: |      |
| Location:     |      |
| Item:         | Qty: |
| Model:        |      |

BER600F

ECONOMY REACH-IN FREEZER



## FEATURES

Berg's 22 cubic foot one door reach-in freezers have 4 adjustable shelves, 1 half size bottom shelf and a digital temperature control. The digital temperature display is prominently displayed above the door for easy viewing. Berg freezers are designed to meet the requirements of the most discriminant customer.

- White painted steel exterior
- Durable HIPS (High Impact Polystyrene) interior
- Easy to use and set digital controller for easy operation
- Worry-free reliable operation
- Full length door handle for easy access and added durability
- 3" Diameter swivel casters, two locking
- Door locks come standard
- Field reversible door
- Bright LED interior lighting
- Bottom mounted oversized compressor
- Snap-in gaskets are removable for cleaning or replacement
- 115V/60Hz/1Ph
- Uses environmentally friendly non-CFC R290 refrigerant
- Commercially designed, tested and listed as compliant to ETL and ETL Sanitation listed standards

## WARRANTY

- One year parts and labor
- Five years on the compressor

BER600F



115/60/1  
NEMA 5-15P

Specifications subject to change without notice.

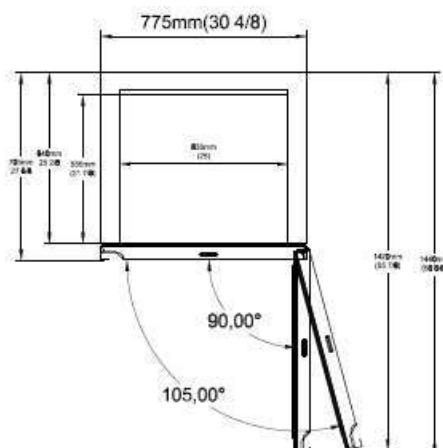


BER600F


ECONOMY REACH-IN FREEZER

## DIMENSIONS

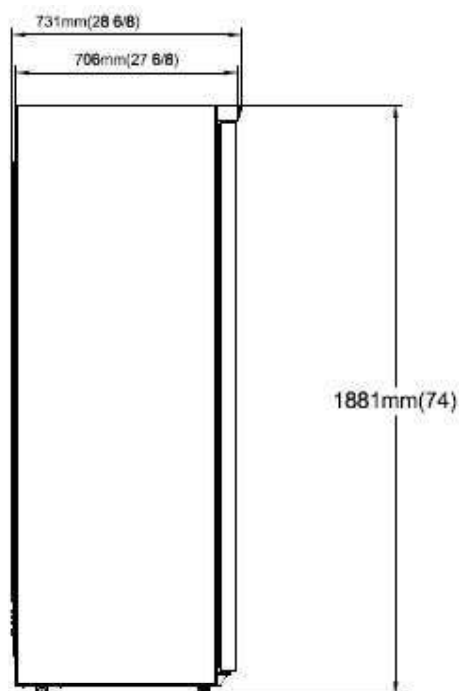
TOP VIEW



FRONT VIEW



SIDE VIEW



BER600F

| Model   | Dim (W" x D" x H")                                  | Capacity   | Temperature Range | Power                      | Doors | Weight  | Shelves   |
|---------|---|------------|-------------------|----------------------------|-------|---------|---|
| BER600F | 30-4/8" x 28-6/8" x 74"<br>Interior 25" x 22" x 67" | 22 Cu. Ft. | -7° to 0°F        | 115V/60Hz/1 Ph<br>6.5 Amps | 1     | 235 lb. | 5 Total<br>4 Adjustable,<br>1 Half size on bottom |