



KM-81/116BAJ

SELF-CONTAINED CUBER
WITH BUILT-IN STORAGE BIN



KM-81/116BAJ
04/26/24
Item # 13552

W x D x H
17^{3/4}" x 24" x 39"*
*including 6" legs

W x D x H
23^{3/4}" x 24" x 39"*
*including 6" legs

KM|EDGE™


ADA Compliant

KM-81BAJ ★
Air-Cooled

KM-116BAJ ★
Air-Cooled




Features

- ▶ Individual crescent cube
- ▶ Stainless steel evaporator
- ▶ CycleSaver™ design 

KM-81BAJ

- Up to 78 lbs. of ice production per 24 hrs
- Built-in storage capacity of 1.3ft³/38 lbs.*

KM-116BAJ

- Up to 125 lbs. of ice production per 24 hrs
- Built-in storage capacity of 1.8ft³/53 lbs.*
- Durable stainless steel exterior
- Front-in, front-out airflow with removable air filter
- Slide in door
- Power switch accessible without panel removal
- Built-in installation possible
- 6.5 ft. (2000 mm) power cord with NEMA 5-15P plug
- EverCheck™ alert system 
- R-134a Refrigerant
- Optional Drain pump assembly - HS-5061

Warranty: 3 Year Parts & Labor on entire machine. 5 Year Parts & Labor on Evaporator. 5 Year Parts on Compressor; air-cooled condenser coil. 1 Year - HS-5061 Drain Pump Assembly - Parts & Labor. Valid in United States, Canada, Puerto Rico and U.S. Territories. Contact factory for warranty in other countries.

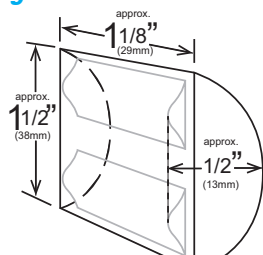
*Rated in accordance with AHRI Standard 820(I-P). Capacity based on 100% of total volume x 30 lb/ft³ average density of ice.

Condenser	Model	ICE PRODUCTION		WATER USAGE		ELECTRICAL					Refrigerant Charge Amount	Net / Ship Weight (lbs.)
		Air / Water Temp Lbs. per 24 hours	70° / 50°F 90° / 70°F	Potable Gal. per 100 lbs.	Condenser Gal. per 100 lbs.	kWh Used per 100 lbs.	Min. Circuit/Max. Fuse Size	Amperage	Voltage	Heat Rejection BTU/hr.		
Air-Cooled	KM-81BAJ	78	52	19.5	N/A	8.45	15A	3.5A	115V/60/1	1,350	7.1 oz.	92 / 125
Air-Cooled	KM-116BAJ	125	100	20.0	N/A	8.10	15A	5.5A	115V/60/1	2,100	7.8 oz.	111 / 146

KM-81BAJ Shipping: (LxWxH) 27" x 21" X 39" Volume: 12.80ft³

KM-116BAJ Shipping: (LxWxH) 27" x 27" X 39" Volume: 16.45ft³

KMEdge™ Cube Dimensions*



* approximate size in inches, image not to scale

Operating Limits

- Ambient Temp Range 45 - 100°F
- Water Temp Range 45 - 90°F
- Water Pressure 10 - 113 PSIG
- Voltage Range 104 - 127V
- If GFCI is required, a GFCI breaker MUST be used in lieu of GFCI receptacle

Service

- Allow enough space at rear for water supply and drain connections, at least 12" (30 cm) clearance at front and at least 0.6" (15 mm) clearance at top for maintenance.

Plumbing

- Icemaker Water Supply Line: Minimum 1/4" Nominal ID Copper Water Tubing or Equivalent
- Icemaker Drain Line: Minimum 3/4" Nominal ID Hard Pipe or Equivalent

Water Filter

Please refer to water filter spec sheet for recommended configurations.

Hoshizaki reserves the right to change specifications without notice.



KM-81/116BAJ

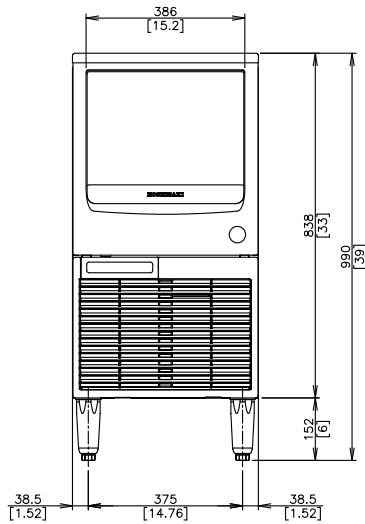
SELF-CONTAINED CUBER
WITH BUILT-IN STORAGE BIN



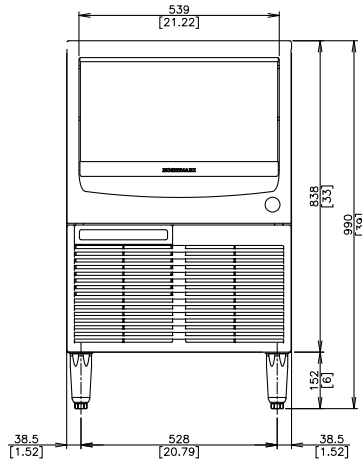
KM-81/116BAJ
04/26/24
Item # 13552

mm
[inch]

FRONT VIEW

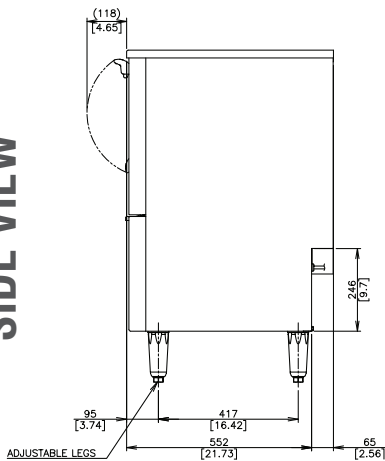


KM-81BAJ

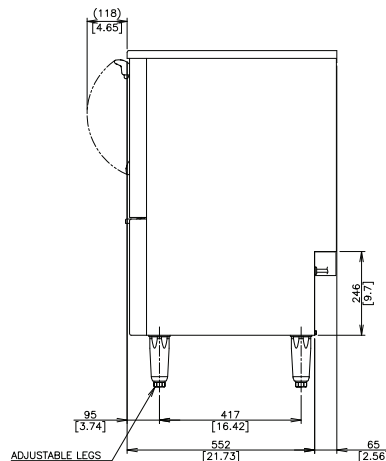


KM-116BAJ

SIDE VIEW

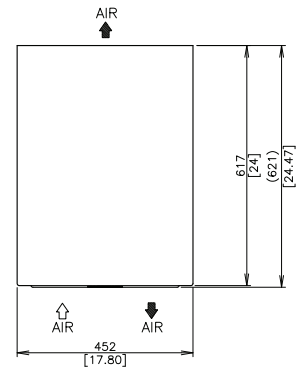


KM-81BAJ

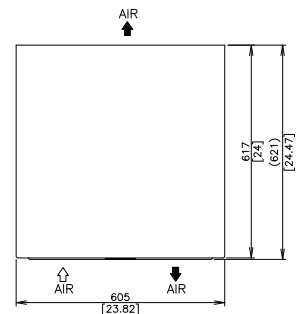


KM-116BAJ

TOP VIEW

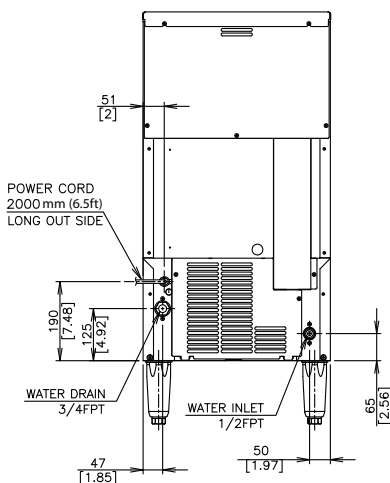


KM-81BAJ

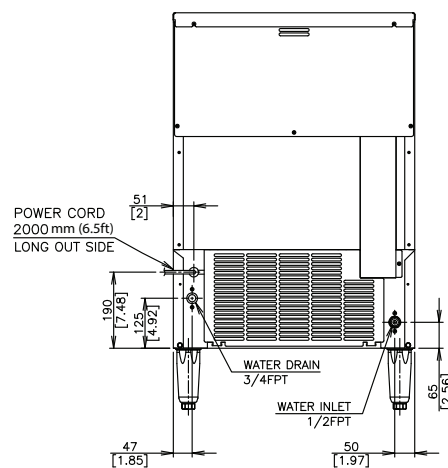


KM-116BAJ

REAR VIEW



KM-81BAJ



KM-116BAJ